



## **TOWNSHIP OF MELANCTHON POLICE SERVICES BOARD**

### **ZOOM ELECTRONIC MEETING**

**AGENDA – TUESDAY, DECEMBER 7, 2021 – 9:00 A.M.**

---

Join Zoom Meeting

<https://us02web.zoom.us/j/89064017232?pwd=OEVBK29aVUhHV3dITmZ0aFQ2Tm9tQT09>

Meeting ID: 890 6401 7232

Passcode: 069597

One tap mobile

+12042727920,,89064017232#,,,,\*069597# Canada

+14388097799,,89064017232#,,,,\*069597# Canada

Dial by your location

+1 204 272 7920 Canada

+1 438 809 7799 Canada

+1 587 328 1099 Canada

+1 647 374 4685 Canada

+1 647 558 0588 Canada

+1 778 907 2071 Canada

Meeting ID: 890 6401 7232

Passcode: 069597

---

**1. Call to Order**

**2. Land Acknowledgement Statement**

*We will begin the meeting by sharing the Land Acknowledgement Statement:*

We would like to begin by acknowledging that Melancthon Township recognizes the ancestral lands and treaty territories of the Tionontati (Petun/Wyandot(te)), Haudenosaunee (Six Nations), and Anishinaabe Peoples. The Township of Melancthon resides within the lands named under the Haldimand Deed of 1784 and the Lake Simcoe-Nottawasaga Treaty (Treaty 18).

These territories upon which we live and learn, are steeped in rich Indigenous history and traditions. It is with this statement that we declare to honour and

respect the past and present connection of Indigenous peoples with this land, its waterways and resources.

3. **Attendance**
4. **Approval of Agenda**
5. **Declaration of Pecuniary Interest or Conflict of Interest**
6. **Approval of Draft Minutes** – September 7, 2021
7. **Issues Arising from Minutes**
8. **Presentations/Delegations**
9. **Correspondence**
  1. Special Investigations Unit – Annual Report 2020-2021
10. **Financial**
  1. 2022 Annual Billing Statement Package
11. **Detachment Commander's Report**
  1. Third Quarter Report - July 1 – September 30, 2021
  2. Other
12. **Committee Reports**
13. **Other Business**
  1. Black Cat Radar Deployment – Update from OPP
  2. Towing By-law – Update, if any
  3. Set the 2022 Police Services Board Meetings
  4. Additions to the Agenda, if any
14. **Public Discussion**
15. **Date of Next Meeting** – to be determined
16. **Adjournment**

## Denise Holmes

---

**From:** Pedro, Loida (MAG) <Loida.Pedro@ontario.ca>  
**Sent:** Friday, October 1, 2021 5:13 PM  
**To:** Ontario Association of Police Services Boards  
**Subject:** Special Investigations Unit - Annual Report 2020-2021

Good afternoon,

The SIU is pleased to share the 2020-21 Annual Report. This report is available on the SIU's website in English and French.

English: [https://www.siu.on.ca/en/annual\\_report\\_2020.php](https://www.siu.on.ca/en/annual_report_2020.php)

French: [https://www.siu.on.ca/fr/annual\\_report\\_2020.php](https://www.siu.on.ca/fr/annual_report_2020.php)

Sincerely,

Loida A. Pedro  
Outreach Coordinator (A)  
Special Investigations Unit (SIU)  
Ministry of the Attorney General (MAG)  
5090 Commerce Blvd | Mississauga, ON | L4W 5M4  
[www.siu.on.ca](http://www.siu.on.ca)



**SIU** SPECIAL  
INVESTIGATIONS UNIT  
**UES** UNITÉ DES  
ENQUÊTES SPÉCIALES

DEC 07 2021

PSB  
a.1

---

Special Investigations Unit

# Annual Report

## 2020-2021



[www.siu.on.ca](http://www.siu.on.ca)

---



## TABLE OF CONTENTS

A MESSAGE FROM THE SIU DIRECTOR .....	4
NEW LEGISLATION: <i>SPECIAL INVESTIGATIONS UNIT ACT, 2019</i> .....	6
EXPANDED MANDATE .....	6
OFF-DUTY OFFICERS .....	6
STATUS OF CASES .....	6
DIRECTOR'S REPORTS .....	7
DUTY TO COMPLY .....	7
THE UNIT: WHAT WE DO .....	7
SIU VISION, MISSION AND VALUES .....	8
THE PANDEMIC: COVID – 19 IMPACT ON BUSINESS .....	9
SIU PREPAREDNESS .....	9
COMMUNICATIONS .....	9
THE MEDIA .....	9
NEWS RELEASES .....	10
INFORMATION RELEASE IN CASES INVOLVING ALLEGATIONS OF SEXUAL ASSAULT .....	11
OUTREACH PROGRAM .....	11
OUTREACH HIGHLIGHTS .....	11
SIU DIRECTOR APPEARS BEFORE WASHINGTON STATE, HOUSE PUBLIC SAFETY COMMITTEE .....	11
CHINESE & SOUTHEAST ASIAN LEGAL CLINIC TRAINING SESSION .....	12
NEW SIU BROCHURE .....	12
OUTREACH BY THE NUMBERS .....	12
SIU DIRECTOR'S RESOURCE COMMITTEE (DRC) .....	13
AFFECTED PERSONS PROGRAM .....	13
AFFECTED PERSONS PROGRAM STATISTICS .....	14
Case Type and Court Support Program Case Breakdown .....	14
DATA COLLECTION .....	14
TRAINING .....	15
FIRST NATIONS, INUIT AND MÉTIS LIAISON PROGRAM (FNIMLP) .....	16
STATISTICS .....	18
NUMBER OF OCCURRENCES BY TYPE: 2020-21 .....	18
CASE CLOSURES .....	19
INVESTIGATIVE RESPONSE .....	20

## 2020-21 SIU ANNUAL REPORT

INFORMATION ABOUT COMPLAINANTS .....	21
CASES AT A GLANCE .....	22
Charge: 20-OCI-116 .....	22
Charge: 20-OSA-211 .....	22
Closure Memo: 20-OCI-279.....	23
Closure Memo: 20-OCD-190 .....	23
Non-Charge: 20-PFD-078.....	24
2020-21 FINANCIALS .....	25
SIU ORGANIZATION CHART .....	26
APPENDIX:.....	28
2020-21 SIU CENTRAL REGION CASE BREAKDOWN BY COUNTY, POLICE SERVICE AND POPULATION .....	28
2020-21 SIU TORONTO AND EASTER REGION CASE BREAKDOWN BY COUNTY, POLICE SERVICE AND POPULATION .....	29
2020-21 SIU NORTHERN REGION CASE BREAKDOWN BY COUNTY, POLICE SERVICE AND POPULATION .....	30
2020-21 SIU WESTERN REGION CASE BREAKDOWN BY COUNTY, POLICE SERVICE AND POPULATION .....	31

Note: Reporting period has been changed from calendar year to fiscal year.

## A MESSAGE FROM THE SIU DIRECTOR

It is my privilege to present the Annual Report of the Special Investigations Unit for 2020-2021.

The SIU is Ontario's oversight agency tasked with conducting investigations of the circumstances around serious injuries, allegations of sexual assault, firearm discharges, and deaths in cases involving the police.

Staffed with civilian investigators and completely separate from the province's police services, the SIU conducts independent investigations to determine whether there are grounds to charge a police officer in relation to the incident under review. Where such grounds exist, the SIU Director is compelled to charge the officer. Conversely, where the grounds do not exist, the SIU Director cannot lay charges, and instead issues a public report – the Director's Report – summarizing the investigation and their reasons for decision. The purpose giving rise to the SIU is clear – police accountability and public confidence in its policing services.

From the coming into force of new legislation governing the work of the SIU - to the heightened scrutiny of policing and policing oversight sparked by the death of George Floyd and the protest movement it spawned in the United States, Canada and elsewhere - and doing business under the COVID-19 pandemic - it has, to say the least, been an eventful year for the office. The pages that follow will provide the reader a sense of how the SIU responded to these and other challenges.

On December 1, 2020, for the first time since its inception in 1990, the SIU began operations under its own constituting legislation with the coming into force of the *Special Investigations Unit Act, 2019*. The Act promises to make for more effective and transparent investigations in a number of ways. There is now a duty on police services and officers to comply with all lawful SIU requests. A breach in the duty constitutes an offence with penalties consisting of a fine or imprisonment. Where possible, SIU investigations must also now be completed within 120 days. In addition, the legislation requires that the SIU publish on its website reports of all SIU investigations that have not resulted in criminal charges. I am pleased to report that the SIU has made a good start transitioning into this new legal framework.

The realities of dealing with a pandemic have meant some fundamental changes to the way we work. With few exceptions, and then only where necessary because of the nature of the investigation, witness interviews have been conducted over the phone or via video conferencing platforms. The support staff at the SIU have also had to adapt to working remotely from their homes, continuing to offer services in administration, victim services, training, information technology, law, communications and outreach. In all of this, the staff have risen to the occasion, keeping themselves safe while ensuring that the work of the SIU goes on. A special tip of the

## 2020-21 SIU ANNUAL REPORT


hat to the Unit's forensic investigators who, unlike the rest of the team, have continued to regularly respond to scenes to gather and process vital physical evidence.

Events south of the border and incidents within Ontario have focused attention on systemic discrimination involving racialized communities, policing, and policing oversight. The SIU is committed to dealing these issues on all fronts. This includes a renewed effort in recruitment and hiring to ensure that the SIU reflects the diversity of the communities it serves. During the period of this report, the Unit made strides in this area by hiring a cohort of investigators without any policing backgrounds. It also involves training to address issues of cultural competency in our interactions with each other and the public, as well as anti-Black and anti-Indigenous racism. And, it requires an honest look at the numbers to gauge where we and other justice institutions are at in dealing with these questions. Toward this end, the SIU started collecting race-based data from affected persons in its investigations during the period of this Annual Report. The objective is to publish the data and have them evaluated by experts in the field.

Before closing, I would be remiss in not acknowledging the efforts made by members of the community, including the members of the SIU's Director's Resource Committee, to help the SIU with its mission by lending their advice, voicing their concerns, and pushing the Unit to do better. This office was borne of public activism for independent investigation of police and continues today at the service of all Ontarians.

Finally, my term as director of the SIU concludes at the end of 2021. In the circumstances, I would be remiss in not taking this opportunity to once again thank in these pages the people of the SIU for their inspiring efforts in the cause of police oversight.

Sincerely,



Joseph Martino,

Director

## NEW LEGISLATION: *SPECIAL INVESTIGATIONS UNIT ACT, 2019*

The SIU now has its own governing legislation after more than 30 years of operating under the *Police Services Act*. The new legislation – the *Special Investigations Unit Act, 2019* (the Act) – is based on recommendations from the Tulloch report released March 2017. The Honourable Michael Tulloch of the Ontario Court of Appeal produced the report having been appointed by the provincial government to review Ontario’s policing oversight agencies.

The Act was passed into law in March 2019 and came into effect on December 1, 2020 (<https://www.ontario.ca/laws/statute/19s01>).

### EXPANDED MANDATE

In addition to police officers, the SIU is now also mandated under the Act to investigate the conduct of special constables with the Niagara Parks Commission and peace officers of the Legislative Protective Services. Collectively, these persons are known as “officials” under the Act.

Moreover, the Act expands the SIU’s jurisdiction by authorizing the investigation of incidents in which officials have discharged a firearm at a person. This is in addition to the SIU’s historical mandate over incidents of death, serious injury and alleged sexual assault.

### OFF-DUTY OFFICERS

With respect to the SIU’s statutory jurisdiction, the former legislation did not differentiate between on-duty and off-duty police officers. That is, the SIU was statutorily authorized to investigate on-duty and off-duty police conduct.

Under the Act, the SIU is limited to investigating on-duty conduct, and can only investigate off-duty incidents in limited circumstances, such as cases in which an official was engaged in the investigation, pursuit, detention or arrest of a person or otherwise exercised the powers of a police officer, special constable or peace officer.

### STATUS OF CASES

The Act requires the SIU to endeavour to complete its investigations within 120 days. Where the SIU cannot conclude a case within the timeline, as can occur when the SIU must wait for the results of forensic testing or the completion of a post-mortem report, it must make a public statement respecting the status of the investigation every 30 days past the 120-day deadline.

This is accomplished through the Status of Cases chart posted on the Unit’s website: [https://www.siu.on.ca/en/case\\_status.php](https://www.siu.on.ca/en/case_status.php). In effect since 2017, the chart provides the public with updated information regarding the progress of all SIU ongoing cases, not just those exceeding 120 days.



## DIRECTOR'S REPORTS

Though it had been posting Director's Reports on its website prior to the coming into effect of the Act in December 2020, the Act now requires that all such reports be published on the website.

A Director's Report sets out the course of the investigation, a summary of the evidence and the findings of fact by the Director, and the reasons for the Director's decision not to proceed with criminal charges. There are no Director's Reports in relation to cases resulting in criminal charges by the SIU. In those instances, charges are laid by the SIU and referred to the Crown's Office for prosecution, and a news release to that effect is issued.

SIU Director's Reports can be accessed via the following link:

<https://www.ontario.ca/page/special-investigations-unit-siu-directors-reports>.

## DUTY TO COMPLY

The former "duty to cooperate" that bound police officers in relation to SIU requests is now a "duty to comply" under the Act. Unlike the duty to cooperate, an official who fails to comply is guilty of an offence and subject to imprisonment and/or fine upon conviction.

## THE UNIT: WHAT WE DO

The SIU is an independent government agency that investigates the conduct of officials (police officers as well as special constables with the Niagara Parks Commission and peace officers with the Legislative Protective Service) that may have resulted in death, serious injury, sexual assault and/or the discharge of a firearm at a person. All investigations are conducted by SIU civilian investigators. Under the *Special Investigations Unit Act, 2019*, the Director of the SIU must:

- consider whether the official has committed a criminal offence in connection with the incident under investigation
- depending on the evidence, cause a criminal charge to be laid against the official where grounds exist for doing so, or close the file without any charges being laid; and
- publicly report the results of its investigations.

These incidents must be reported to the SIU by the organization which employs the involved official and may be reported by any other person or organization.

The Unit is independent of any police service and operates as an agency of the Ministry of the Attorney General.

## SIU VISION, MISSION AND VALUES



# SIU

### Our Vision

*The essence of the SIU is our conviction and belief in our role demonstrated by all.*

We are always striving for understanding of the SIU by community and law enforcement throughout Ontario;

We strive for stability through shared leadership and individual empowerment in a continually changing environment;

We believe in open, respectful communication in all directions to promote common understanding;

We inspire excellence through teamwork;

We invest where it matters: in our talent, tools and training;

We are committed to be a great place to work.

### Our Mission

We are a skilled team of civilians dedicated to serving Ontario's diverse communities. We conduct thorough and unbiased investigations where someone is the subject of a firearm discharge, is seriously injured, alleges sexual assault, or dies during an encounter with law enforcement agencies, including police, the Legislative Protective Service and the Niagara Parks Commission.

Our independence in seeking and assessing all the evidence ensures law enforcement accountability, inspiring the confidence of all in the work of SIU.

### Our Values

Integrity • Teamwork • Communication • Excellence  
Accountable • Unbiased • Dedicated

## THE PANDEMIC: COVID – 19 IMPACT ON BUSINESS

### SIU PREPAREDNESS

During the provincial stay-at-home orders and throughout the coronavirus pandemic, staff at the SIU continued to provide essential services, including rigorous investigations within its mandate, victim support services, community engagement via online platforms, and timely responses to media and public inquiries.

Working collaboratively with the organization's Joint Health and Safety Committee and following Ontario Public Service, ministry and public health recommendations and guidelines, the following measures were put in place:

- The SIU investigative staff were issued protective equipment and supplies such as personal hand sanitizers, protective eye wear, masks, gloves and shoe coverings;
- Switch to teleconference interviewing of witnesses in order to protect investigative staff and the public;
- All outreach activities and training sessions were delivered via telecommunication and online conferencing platforms;
- In-person work was limited to the bare essentials and staff were equipped to work remotely from home; and
- Increased frequency of communications with staff conveying public health information.

## COMMUNICATIONS

### THE MEDIA

Communication with the media is critical in fostering an SIU that is responsive, transparent and accountable to the public it serves. The SIU takes on cases at all hours of the day and night across the province. To the extent possible, SIU communications has made it a priority to answer media questions 24 hours a day, seven days a week.

Over the past year, SIU communications responded to inquiries from the media via phone, email, text, Twitter and in-person appearances. While the questions were many and varied, the media generally sought the following types of information:

- Updates on SIU cases;
- General statistics; and
- Backgrounder information to get a better understanding of SIU policies and procedures.



## NEWS RELEASES

Public reporting is an important aspect of the organization's commitment to transparency and accountability. In delivering on this commitment, Director's Reports, which detail the course of the investigations, the relevant findings of fact, and the reasons for the Director's decision on whether criminal charges were warranted, are published on its website. Along with the published Director's Reports, the SIU issues news releases at various stages of an investigation for the public to easily access.

Over the 2020-21 fiscal year, the SIU issued 477 news releases, almost 60 more compared to the previous fiscal year including:

### **101 News releases were issued in the early stages of an investigation**

The SIU is committed to issuing news releases at the beginning of investigations in cases where a death has occurred, a firearm has caused serious injury, there has been a major vehicle collision, or there is otherwise a significant public interest associated with an incident.

### **46 News releases were issued to update the status of various investigations**

### **239 News releases were issued in cases where the evidence did not satisfy the SIU Director that there were reasonable grounds to lay charges**

At the conclusion of an SIU investigation, if the evidence does not satisfy the Director that there are reasonable grounds to lay criminal charges, a Director's Report is produced and posted to the SIU's website. Each time a report is published, the SIU notifies the public of the report by issuing a news release.

### **75 News releases were issued for cases terminated by memo**

In order to promote transparency in relation to investigations that are terminated because the mandate of the SIU is not engaged, including instances in which it is determined that no serious injury was sustained, the SIU issues a news release.

### **12 News releases were issued in cases where charges were laid**

In the fiscal period, charges were laid in 12 cases, and a news release was issued each time.

### **4 News releases were issued for non-case-related reasons (e.g. noting the release of the annual report, announcing new legislation for the SIU, reporting the SIU's collection of race-based data, etc.).**

## **INFORMATION RELEASE IN CASES INVOLVING ALLEGATIONS OF SEXUAL ASSAULT**

In cases involving allegations of sexual assault, the SIU did not release details to the public which could potentially identify the individual alleging a sexual assault occurred or the officer who was the subject of the allegation. This was because the release of information related to investigations of sexual assault allegations is associated with a risk of further deterring what is already an under-reported crime and undermining the heightened privacy interests of the involved parties, most emphatically, the complainants.

## **OUTREACH PROGRAM**

The SIU's Outreach Program seeks to maintain engagement with Ontario's diverse communities to increase public awareness and understanding of the role of the SIU, and to nurture relationships between the SIU and the communities it serves.

SIU outreach initiatives are geared to four broad groups: community members and organizations, the police community, media, and academia.

Outreach is conducted in various ways, including:

- Information/education sessions;
- Community events; and
- Consultations and issue-specific meetings.

## **OUTREACH HIGHLIGHTS**

### **SIU DIRECTOR APPEARS BEFORE WASHINGTON STATE, HOUSE PUBLIC SAFETY COMMITTEE**

On January 26, 2021, Director Martino addressed an online hearing of the State of Washington's House Public Safety Committee. The Committee had convened to consider a bill – HB 1267 – which would create an independent investigation office in connection with serious incidents involving the police.

HB 1267 was the result of the work of the Governor's task force, established last year to make recommendations for the independent investigation of police use of force. SIU staff worked closely with Washington State officials by providing information about SIU operations and administration, making appearances before the Governor's Task Force charged with making recommendations for a new model of oversight, and providing evidence at their House of Representative and Senate committee hearings about the bill.

## 2020-21 SIU ANNUAL REPORT

On March 15, 2021, at the invitation of the Governor's Office, the SIU Director once again appeared before a Senate committee hearing to make brief remarks about the history, mandate and impact of the SIU.

### CHINESE & SOUTHEAST ASIAN LEGAL CLINIC TRAINING SESSION

The SIU Director was invited to speak on the Changes to Police Oversight Legislation in Ontario. The virtual training session held on November 24 was hosted by the Chinese &

Southeast Asian Legal Clinic. Around 100 representatives from various legal clinics and community organizations attended the training.

### NEW SIU BROCHURE

The SIU created a new information brochure which outlines the Unit's mandate, provides a general overview of the investigation process, and sets out additional services offered by the Unit.

The brochure is available in English and French, as well as 12 other languages: <https://www.siu.on.ca/en/brochures.php>

## OUTREACH BY THE NUMBERS

Despite the Pandemic, the SIU continued its outreach efforts and delivered over 70 presentations to various organizations and community groups.

Of note, a significant number of presentations were delivered to law enforcement services to discuss the new legislation and its impact on SIU investigations.

The following chart sets out the number of presentations made to different types of audiences.

Outreach Presentations	2020										2021		
Organization	April	May	Jun	Jul	Aug	Sept	Oct	Nov	Dec	Jan	Feb	Mar	Total
High Schools	COVID LOCKDOWN								1		6	7	14
Universities/Colleges								9	2	2		6	19
Community Groups					2		2	1	1		1	1	8
Law Enforcement*								2	21	2			25
Libraries							1						1
Others (Washington State, Law offices, legal aid, etc.)								2		1		1	4
<b>Total</b>					<b>2</b>		<b>3</b>	<b>14</b>	<b>25</b>	<b>5</b>	<b>7</b>	<b>15</b>	<b>71</b>

## 2020-21 SIU ANNUAL REPORT

The provincial stay-at-home orders created an opportunity for the SIU outreach initiatives to be delivered online, enabling the SIU to connect with schools, community groups and police services across broader geographic areas within the province.

### SIU DIRECTOR'S RESOURCE COMMITTEE (DRC)

The DRC is comprised of representatives from various community groups. It meets with the SIU Director and staff formally during the year and, more frequently, between meetings via email and telecommunications on issues as they arise.

The Committee has regularly provided valuable advice on all manner of SIU operations. For example, in the fiscal period, the Committee was consulted and provided feedback that informed the SIU's current framework for the collection and analysis of race-based data.

### AFFECTED PERSONS PROGRAM

The Affected Persons Program (APP) is a crucial component of the SIU, providing support services to those negatively impacted by incidents investigated by the Unit. The APP aims to respond to the emotional and practical needs of complainants, their family members and witnesses by offering immediate crisis support, information, guidance, advocacy and referrals to community resources.

During the fiscal period, the SIU approved a pilot to expand the program with three new part-time APP coordinators in various geographic locations across the province. This project will allow the APP to have a greater reach throughout the North, East and West regions by offering support services in a timely and compassionate manner to affected persons in those areas.

The Program also updated and implemented a new operations policy to support a more standardized approach to the internal referral processes for affected persons. The objective is to ensure that affected persons in all death and sexual assault investigations are offered support by the Affected Persons Program. The policy also mandates the in-person response of the APP coordinator to assist investigators with the delivery of next-of-kin death notifications within certain geographic parameters.

The SIU's Affected Persons Court Support Program continued to provide direct support services to SIU victims and witnesses throughout the court process, which is often difficult and confusing. Court support services are offered to all SIU victims and available to Crown witnesses when an investigation results in criminal charges.

The creation and maintenance of collaborative relationships with government and community partner agencies across the province continues to be a core value of the APP, which directly

contributes to the success of the Program. These efforts continued throughout 2020-2021, in coordination with the member agencies of the Victim Services Alliance of Ontario, Ontario Network of Victim Service Providers, the Victim Witness Assistance Program, and the Office of the Chief Coroner.

## AFFECTED PERSONS PROGRAM STATISTICS

### Case Type and Court Support Program Case Breakdown:

Case Type	Number of Cases	Number of Court Support Program Cases
Death	70	5
Injury	58	14
Sexual Assault	21	7
<b>Total Cases</b>	<b>149</b>	<b>26</b>

From April 1, 2020 to March 31, 2021, the APP supported 251 affected persons across 149 cases. Of the 149 cases, 26 cases required court support services. This represents a 64% increase in APP case involvement when compared to the previous 12-month reporting period.

Some cases were referred to the APP outside of the year they occurred and/or support was provided by APP staff beyond the year the investigation was launched.

## DATA COLLECTION

On October 1, 2020, the Special Investigations Unit began collecting personal information from complainants and subject officials about their age, Indigenous identity, ethnic origin, race, religion and gender identity. This collection of personal information is part of the Ontario government's initiative to address systemic racism within the justice sector.

Race-based data collection, analysis and reporting is authorized under the *Anti-Racism Act, 2017*, which has the goal of tackling systemic racism and advancing racial equity.

The SIU's objectives when collecting race-based data are to:

- Identify and monitor potential racial disparity in access to the SIU's services and outcomes;
- Increase transparency and accountability through public reporting;
- Identify and remove barriers within the SIU; and
- Publish de-identified data for the purpose of informing the evaluation, management and improvement of policing in Ontario.



## 2020-21 SIU ANNUAL REPORT

Public reporting of the analysis and de-identified data serves a dual role. First, it enhances transparency which keeps the SIU accountable and helps build public trust. Second, it recognizes that SIU data may be valuable when used to inform changes outside the SIU, especially in police services.

All participation is premised on voluntary and express consent. This means there is no legal obligation requiring complainants or subject officials to provide the SIU with this information.

Participation, or lack thereof, has no impact on the availability of the SIU's services or the outcomes of its investigations. Consent to the use of personal information for future analysis can also be withdrawn at any time.

### TRAINING

The SIU is committed to timely and high-quality investigations by training its employees and keeping up to date on new developments in the areas of administration, management, criminal and evidence law, investigative best practices, and cultural competency.

The coronavirus pandemic drastically changed how the SIU conducted its training events. The Unit was unable to hold any in-person seminars – all sessions were held virtually.

SIU personnel participated in learning and development initiatives totaling approximately 2,700 hours in 2020-21, the majority (85%) of which was devoted to investigative and forensic training.

A considerable amount of time went to supporting the Unit's transition to operations under the new legislation – the *Special Investigations Unit Act, 2019*.

2020-21 SIU Training Hours Completed	Total Hours
Full-time Investigators (15)	234
As-needed Investigators (33)	1,858
Forensic Investigators (9)	225
Administrative Staff (11)	188
Management Staff (13)	210
<b>Total SIU</b>	<b>2,715</b>

## 2020-21 SIU ANNUAL REPORT

Investigators were trained in the following areas during the past year:

- Drafting and reviewing search warrants
- Data collection
- Death investigation
- Electronic onboarding
- Firearms
- The work of the Joint Health and Safety Committee
- Indigenous criminal law post Gladue
- Sexual assault law

As part of the Unit's mandatory training for new investigative staff, the SIU tapped into the resources of the Canadian Police Knowledge Network (CPKN) and the following online courses:

- Arrest (Ontario Specific)
- Basic Investigative Skills
- Courtroom Testimony Skills
- General Investigative Training
- Introduction to Major Case Management
- Introduction to Trauma
- Investigative Detention
- Note Taking
- Search and Seizure
- Sexual Assault Investigations

To ensure a healthy working relationship within the Unit, as well as with the diverse population that the Unit serves, SIU staff participated in the following skills training over the past year:

- Cultivating A People First Culture
- Indigenous Canada (12-Module online program through the University of Alberta)
- Ontario Human Rights Commission – Call It Out: Racism, Racial Discrimination and Human Rights
- Ontario Public Service Day of Unity Against Racism
- Racial Trauma: Towards Understanding and Resilience
- Review of the Report of the National Inquiry on Missing and Murdered Indigenous Women and Girls
- The Black Ontario Public Service Employees Network (BOPSers) 16<sup>th</sup> Annual Black History Month Event
- Vicarious Trauma Awareness

Over the past year, Affected Persons Program staff participated in the following training initiatives through the Crisis and Trauma Resource Institute:

- Applied Suicide Prevention Skills
- Critical Incident Group Debriefing
- De-escalating Potentially Violent Situations
- Depression: Practical Intervention Strategies
- Grief Focused Counselling Skills
- Harm Reduction
- Managing Difficult Phone Calls
- Providing Support Remotely
- Strategies for Resolving the Impact of Post-Traumatic Stress

## FIRST NATIONS, INUIT AND MÉTIS LIAISON PROGRAM (FNIMLP)

## 2020-21 SIU ANNUAL REPORT

The SIU's First Nations, Inuit and Métis Liaison Program (FNIMLP) is geared to providing culturally sensitive guidance in the Unit's work involving First Nations, Inuit and Métis persons or communities.

Areas of focus include investigations, training, recruitment, policy development and reporting.

Members of the Program also serve an outreach and liaison function by developing and maintaining positive relationships with leaders and representatives of First Nations, Inuit and Métis organizations and communities.

On a bi-annual basis, the SIU reports-out to Provincial Territorial Organizations with respect to the work of the FNIMLP.

To better understand key issues confronting Indigenous communities, the FNIMLP committee members took special training, some of which included:

- A review of the Final Report of the National Inquiry into Missing and Murdered Indigenous Women and Girls.
- Enrolment in the Indigenous Canada 12-module online course. Topics for the 12 lessons included the fur trade and other exchange relationships, land claims and environmental impacts, legal systems and rights, political conflicts and alliances, Indigenous political activism, and contemporary Indigenous life, art and its expressions.



## STATISTICS

### NUMBER OF OCCURRENCES BY TYPE: 2020-21

This chart breaks down the types of occurrences by cases in the past 5 fiscal years:

Types of Occurrences	2016-17	2017-18	2018 - 19	2019 - 20	2020-21
Firearm Injuries	6	5	12	15	12
Firearm Deaths	4	9	5	9	12
Firearm Discharge*	-	-	-	-	7
Custody Injuries	175	251	192	172	201
Custody Deaths	26	22	31	22	34
Vehicle Injuries	37	42	38	32	49
Vehicle Deaths	9	7	3	6	8
Sexual Assault Complaints	49	65	57	58	63
Other Deaths	1	9	17	5	3
Other Injuries	0	2	0	0	1
<b>Totals</b>	<b>307</b>	<b>412</b>	<b>355</b>	<b>319</b>	<b>390</b>

In 2020-21, **390 total cases** were opened for investigation, representing a 22% increase from the previous year's 319 cases.

**Custody Injuries** had the largest case increase of 29 from last fiscal, followed by Vehicle Injuries, increasing by 17 cases.

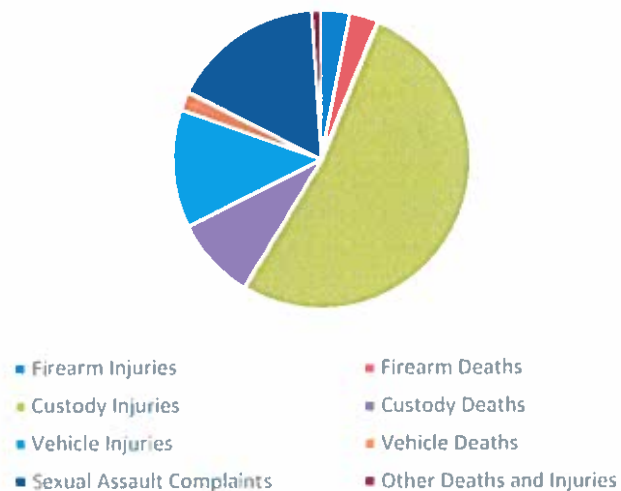
\***Firearm Discharge at Person** is a new category of occurrences introduced on December 1, 2020. There were 7 total occurrences in the fiscal period.

201 custody injuries were reported to the SIU between April 2020 and March 2021, accounting for 52% of total occurrences.

The second highest number of cases was sexual assault complaints, 16% of the total occurrences.

Vehicle injuries was the third highest number of cases, 13% of the total occurrences.

Percentage of Occurrences by Type: 2020-21



## CASE CLOSURES

From April 1, 2020 to March 31, 2021, the SIU closed 397 cases, including re-opened cases. This figure consisted of all occurrences from previous years that were closed during this fiscal year and excluded cases that remained open at the end of March 2021.

CASE CLOSURES	2020-21
Number of cases closed	397
Number of cases closed by memo	104 (26%)
Number of cases closed by Director's Report	281 (71%)
Average number of days to close all cases	106.34
Average number of days to close a memo case	28.26
Average number of days to close a Director's Report case	132.32
Number of cases closed in 30 days or less	82
Number of cases in which criminal charges were laid	12
Number of officers charged	14
Percentage of cases in which charges laid	3.0%

### Charge Cases

Criminal charges were laid by the SIU Director in 12 cases, against a total of 14 officers, representing 3.0% of the 397 cases that were closed for the fiscal year.

### Total Closed Cases

70.8% (281 cases) of total cases closed resulted in no charges (Director's Report cases), 26.2% were closed by memo or terminated, 3% resulted in charges laid against the officers.

Note: The SIU formally received Agency status under the new legislation that took effect December 1, 2020. SIU will be developing outcome-based performance measures to be introduced in the subsequent annual report.

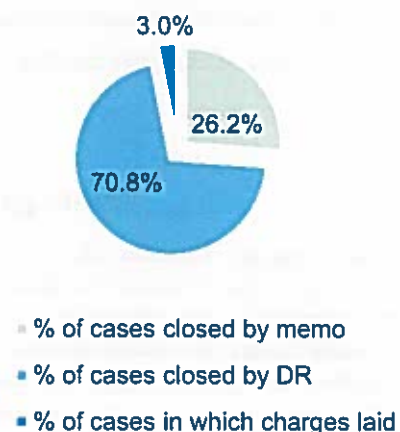
### Average Number of Days to Close a Case

For the fiscal year, it took 28.26 days to close a case by memo and 132.32 days to close by Director's Report. There were 82 cases that were closed in less than 30 days, or 21% of total cases.

### Cases Closed by Memo

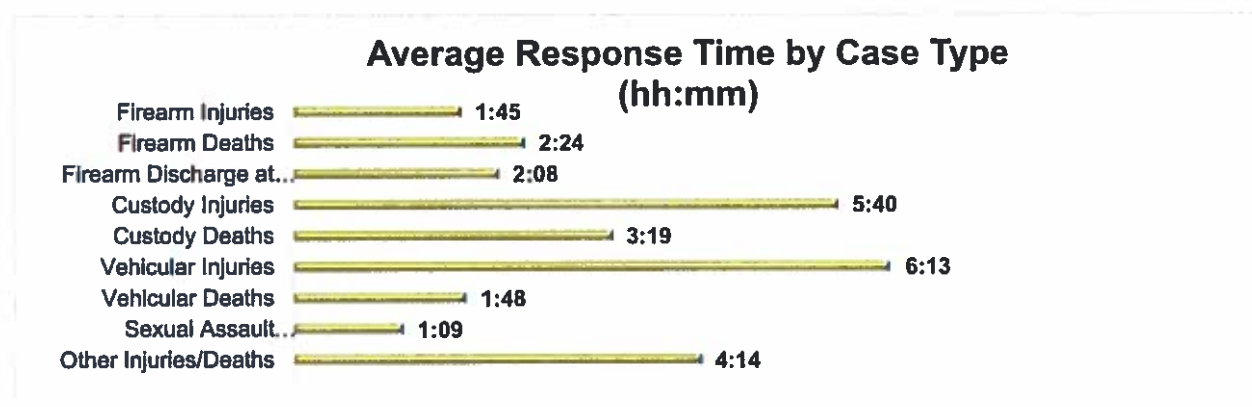
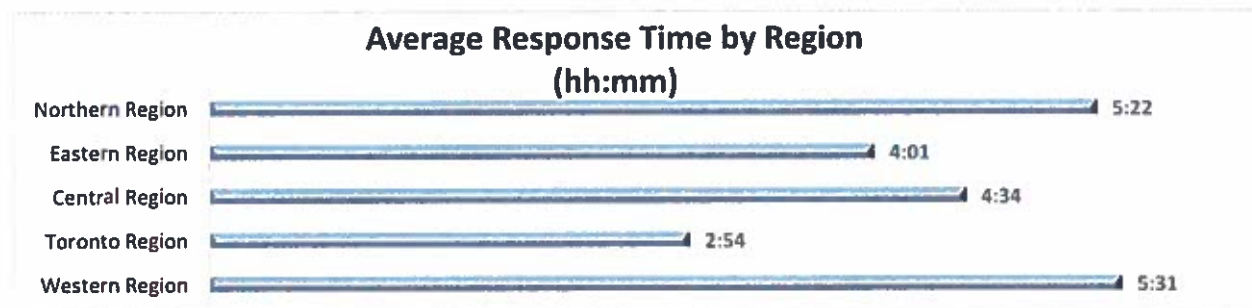
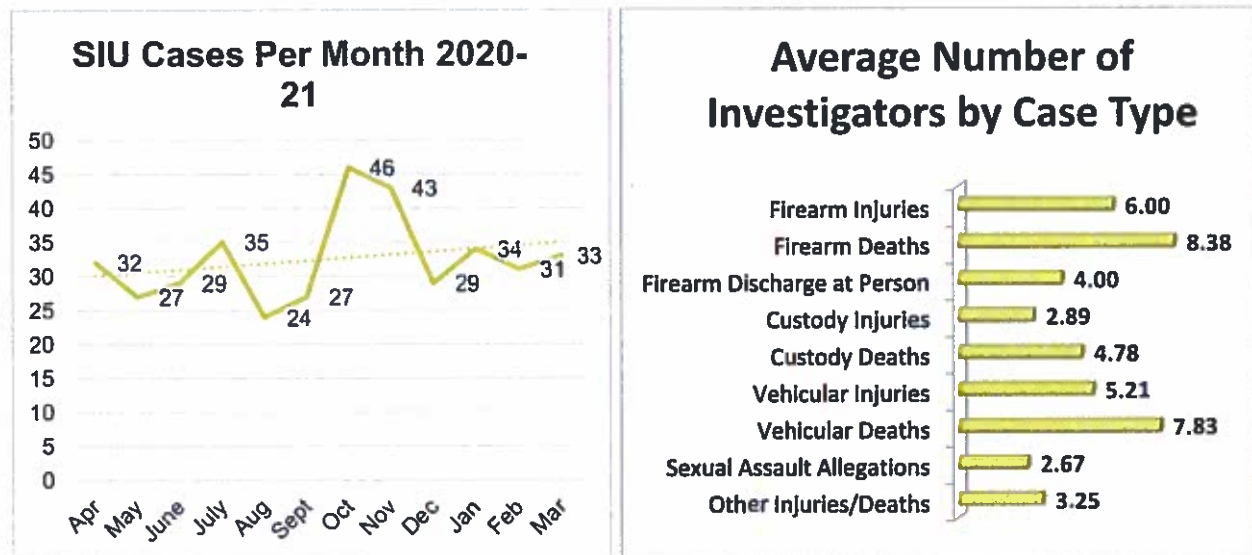
104 cases were closed by memo for this period. These cases were deemed to not fall under the SIU jurisdiction. In these types of cases, the SIU Director exercises discretion and "terminates" all further SIU involvement, filing a memo to that effect with the Deputy Attorney General. When this occurs, the Director does not render a decision as to whether a criminal charge is warranted in the case or not. These matters may be referred to other law enforcement agencies for investigation.

**Cases Closed by Memo, Non-Charge and Charge Laid  
2020-21**



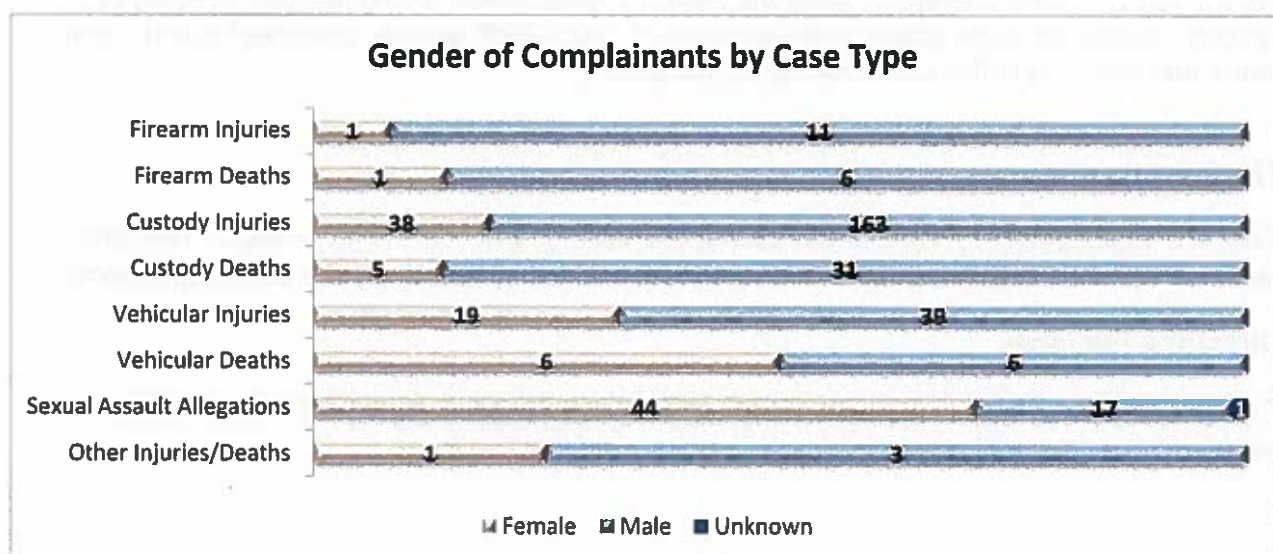
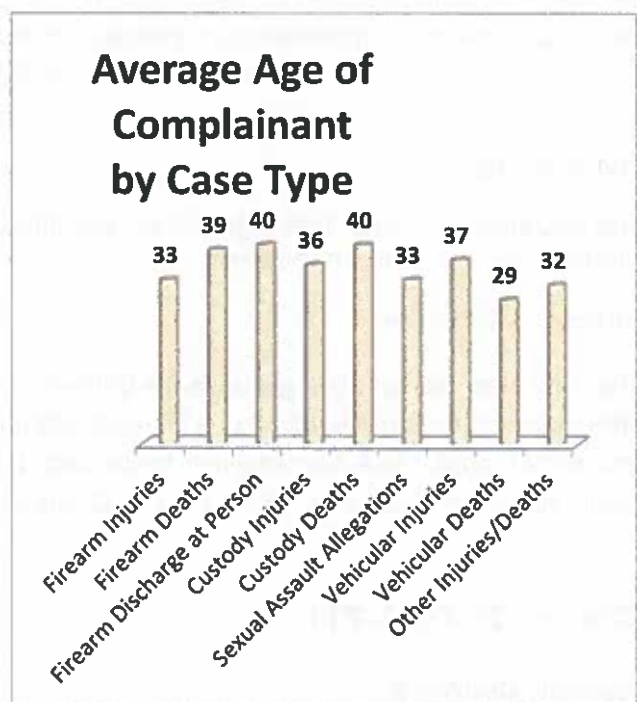
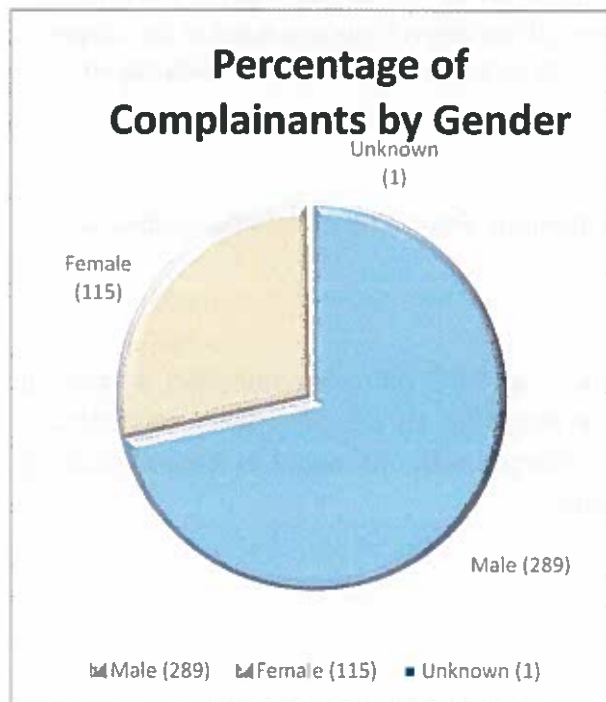
## INVESTIGATIVE RESPONSE

The SIU tracks the time it takes for investigators to respond to an incident, and the number of investigators deployed to the scene.



## INFORMATION ABOUT COMPLAINANTS

Complainants are individuals who are directly involved in an occurrence investigated by the SIU as a result of interactions with police, they have died, were seriously injured or shot at, or made an allegation of sexual assault. There may be more than one complainant per SIU case.





## CASES AT A GLANCE

### Charge: 20-OCI-116

#### Incident Overview

On May 19, 2020, two officers from Brockville Police Service (BPS) were dispatched to an apartment building located on Belvedere Place for a dispute call. In the backyard of the building, the officers became involved in an interaction with one of the individuals involved in the dispute. The man was arrested, and subsequently transported to hospital where he was diagnosed with serious injuries.

#### The Investigation

The SIU assigned four investigators to look into the incident. Four civilian witnesses and two witness officers were interviewed.

#### Director's Decision

The SIU has reasonable grounds to believe that the two BPS officers committed a criminal offence in relation to the arrest of a 59-year-old man on May 19th. BPS Constable Jordan Latham and BPS Constable Adam McNish have each been charged with one count of assault causing bodily harm, contrary to s. 267(b) of the Criminal Code.

### Charge: 20-OSA-211

#### Incident Overview

On August 25, 2020, a woman contacted Peel Regional Police (PRP) alleging she had been sexually assaulted by an officer in the summer of 1992. PRP, in turn, contacted the SIU that same day resulting in the SIU invoking its mandate.

#### The Investigation

Two SIU investigators interviewed three witness officers and one civilian witness. The female complainant was interviewed by a PRP sergeant and subsequently by the SIU investigators.

#### Director's Decision

As a result of the SIU investigation, former Peel police detective Paul Chisholm is facing one count of sexual assault, contrary to s. 271 of the Criminal Code.

## **Closure Memo: 20-OCI-279**

### **Incident Overview**

On October 20, 2020, the man was arrested by Waterloo Regional Police Service officers in Kitchener on two counts of breaching an undertaking. The man was subsequently taken to the police station and lodged in a cell. The following day, the man attended WASH (weekend and statutory holiday) court and was then escorted back to the cell. He then slapped the stainless-steel sink/toilet in his cell, fracturing his right hand in the process.

### **The Investigation**

The SIU conducted preliminary inquiries and gathered evidence including medical records, cell video recording and interview with the complainant.

### **Director's Decision**

The Director terminated the investigation, saying, “Based on the SIU’s preliminary inquiries, which included a review of the cell video, I am satisfied that there is patently nothing further to investigate as far as the potential criminal liability of any police officer is concerned in connection with the man’s injury. The evidence establishes that the man, and he alone, is responsible for what was a self-inflicted injury. In the circumstances, the investigation is hereby discontinued, and the file is closed.”

## **Closure Memo: 20-OCD-190**

### **Incident Overview**

At approximately 12:35 p.m. on July 29, 2020, North Bay Police Service officers, and Emergency Medical Services were dispatched to a residence in the area of Main Street and Mattawa Street in North Bay, for an adult male in medical distress. The male was a member of the First Nations community.

Police officers and EMS arrived and located a man, 35 years of age, unconscious. CPR was initiated by police and continued by EMS staff.

The man was transported to the North Bay Regional hospital and he was pronounced deceased.

### **The Investigation**

Two investigators and two forensic investigators have been assigned to this investigation. One police officer has been designated as the subject officer and another a witness officer.

## 2020-21 SIU ANNUAL REPORT

A civilian witness, a friend of the deceased, who is also a member of the same First Nations community was interviewed by the SIU investigators.

EMS and police notes were collected and reviewed as part of the preliminary inquiries.

### Director's Decision

Director Martino said, "Based on the SIU's preliminary inquiries – which included a statement from a civilian eyewitness in whose apartment the man fell into medical distress and received care from the officer – I am satisfied that there is patently nothing to investigate as far as the potential criminal liability of the officer is concerned in relation to the man's death. The officer did not cause or contribute to the man's death in any fashion that could conceivably attract criminal sanction. His involvement was brief and consisted of emergency first aid. Accordingly, the SIU investigation is hereby discontinued, and the file is closed.

## Non-Charge: 20-PFD-078

### Incident Overview

At approximately 9 p.m. on April 9, 2020, Ontario Provincial Police officers responded to a residence in the area of Lakeshore Road North and Wedgewood Avenue after receiving a call about a suspected break and enter.

Three OPP officers who responded located the person of interest, a 42-year-old man. The officers approached the house and observed a male exiting the rear door of the house. The male was carrying a handgun. The officers confronted the male and told him to stop and drop the weapon. The male did not comply and was shot. Officers performed CPR until Emergency Medical Services (EMS) arrived and transported the male to Temiskaming Hospital where he was pronounced deceased.

### The Investigation

Four investigators and two forensic investigators have been assigned to the case. The SIU interviewed four civilian witnesses and four witness officers.

#### Subject Officers (SO)

SO #1 Declined interview and to provide notes, as is the subject officer's legal right

SO #2 Interviewed, and notes received and reviewed

[Note: A subject officer is a police officer whose conduct appears, in the Director's opinion, to have caused the death or serious injury under investigation.

## **2020-21 SIU ANNUAL REPORT**

Subject officers are invited, but cannot be legally compelled, to present themselves for an interview with the SIU and they do not have to submit their notes to the SIU pursuant to Ontario Regulation 267/10 of the Police Services Act.]

### **Director's Decision**

The SIU commenced an investigation and designated each of the officers as subject officers. On my assessment of the evidence, there are no reasonable grounds to believe that either officer committed a criminal offence in connection with the Complainant's death.

The Complainant was clearly not himself around the time of the shooting. He was variously aggressive, violent, paranoid and suicidal. Various drugs were detected in blood taken from the Complainant at autopsy, which may account for some if not all of this behaviour. Be that as it may, the subject officers were responding to an emergency situation in which they had good reason to believe that the Complainant represented a real and present danger to the life and health of someone inside the home.

Thereafter, face-to-face with the Complainant pointing what appeared to be a handgun in their direction, I am satisfied for the foregoing reasons that they acted within the scope of legally justified force when they discharged their weapons. Accordingly, there is no basis for proceeding with criminal charges in this case against either of SO #1 and SO #2, and the file is closed.

## **2020-21 FINANCIALS**



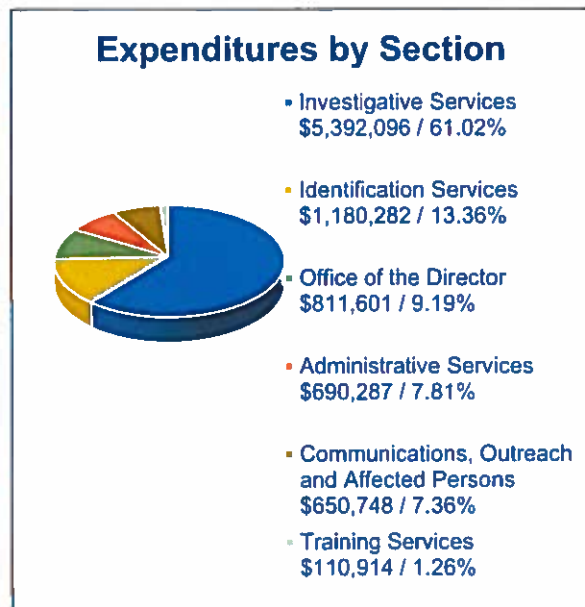
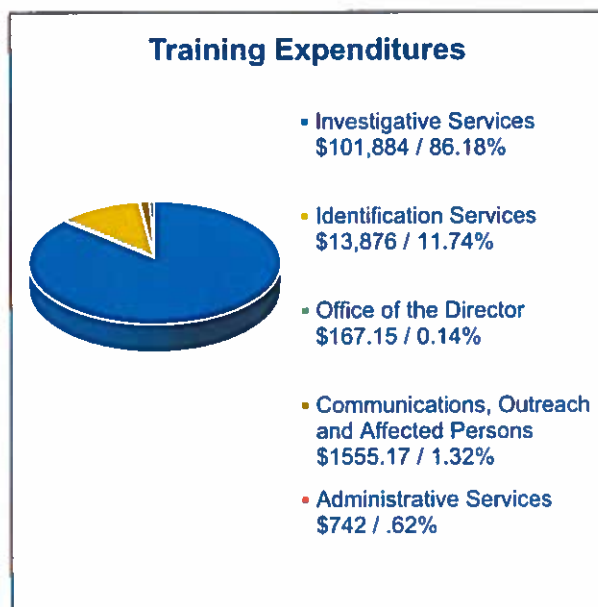
## 2020-21 SIU ANNUAL REPORT

The following chart breaks down this fiscal year annual expenditures by type, including the percentage of the budget spent.

The SIU's budget remained the same compared to fiscal year 2019-2020.

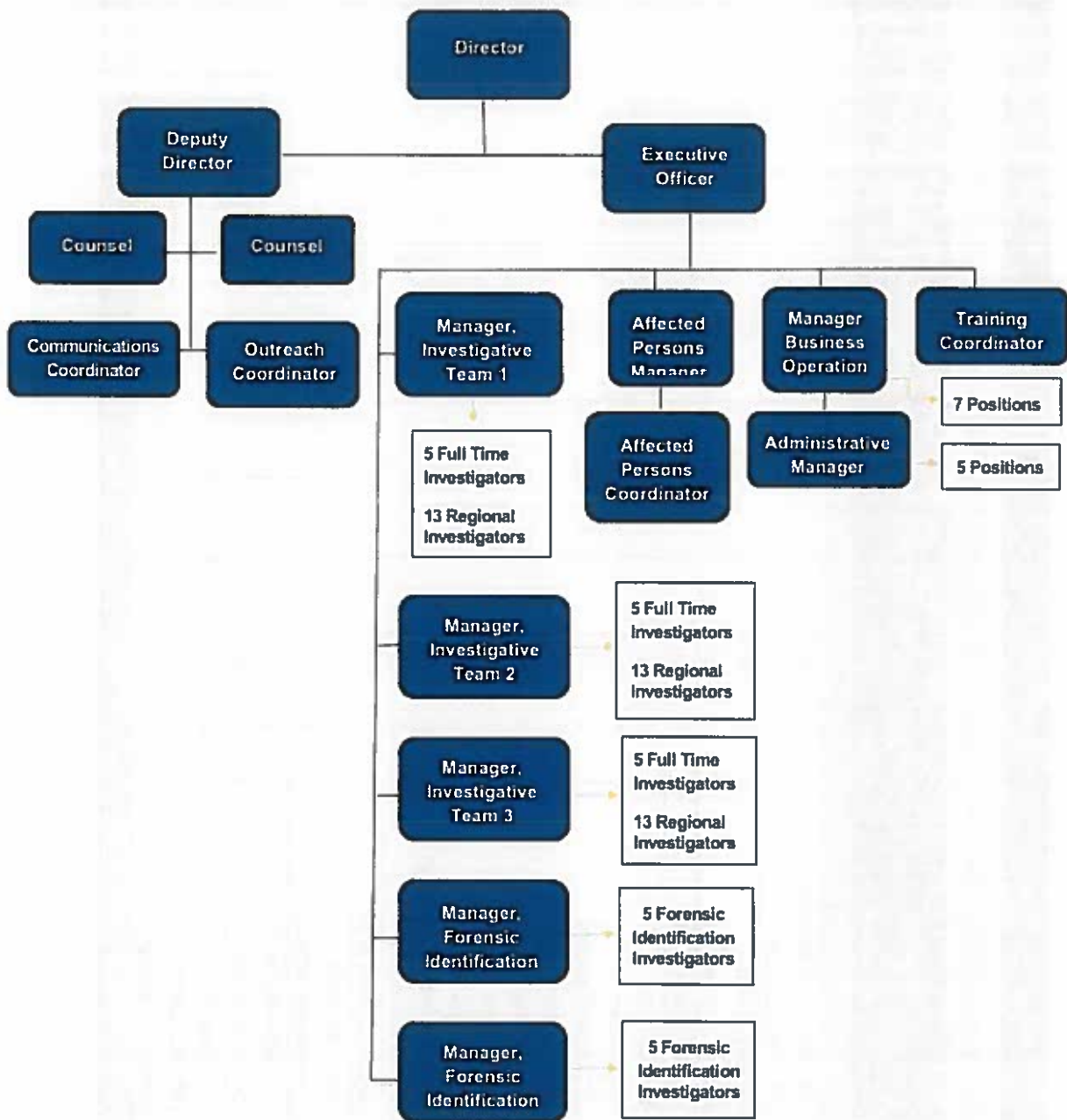
2020-21 Expenditures by Type	Annual Expenditures	% of Final Budget
Salaries and Wages	\$ 6,795,302	77%
Benefits	\$ 827,487	9%
Transportation and Communication	\$ 200,001	2%
Services	\$ 930,890	11%
Supplies and Equipment	\$ 82,248	1%
<b>Total Annual Expenditure</b>	<b>\$ 8,835,928</b>	<b>100%</b>

Total Annual Remuneration		
Appointee	Total Annual Remuneration	Per Diem Remuneration Rate
Joseph Martino	\$235,000	N/A



## SIU ORGANIZATION CHART

## 2020-21 SIU ANNUAL REPORT



## APPENDIX:

## 2020-21 SIU CENTRAL REGION CASE BREAKDOWN BY COUNTY, POLICE SERVICE AND POPULATION

			TOTAL	% OF TOTAL	FIREARM INJURIES	FIREARM DEATHS	FIREARM DISCHARGE	CUSTODY INJURIES	CUSTODY DEATHS	VEHICULAR INJURIES	VEHICULAR DEATHS	SEXUAL ASSAULT COMPLAINTS	OTHER
COUNTY	POP.*	POLICE SERVICE	CASES	CASES			AT PERSON						
SIU CENTRAL REGION													
Haldimand-Horfolk	109,787	OPP Haldimand County Detachment	1	0.3%				1					
		OPP Norfolk County Detachment	2	0.5%				1					1
Brant †	134,808	Brantford Police Service	7	1.8%				2		1	1		3
		OPP Brant County Detachment	2	0.5%						1			1
Halton	548,435	Halton Regional Police Service	6	1.5%			1	1		4			
Simcoe	479,650	Barrie Police Service	11	2.8%				8					3
		OPP Barrie Detachment	1	0.3%				1					
		OPP Collingwood Detachment	2	0.5%		1		1					
		OPP Central Region Headquarters	1	0.3%							1		
		OPP General Region Headquarters	2	0.5%				1					1
		OPP Huronia West Detachment	1	0.3%				1					
		OPP Nottawasaga Detachment	3	0.8%				2		1			
		OPP Southern Georgian Bay Detachment	5	1.3%				2	1		1		1
		OPP Orillia Detachment	3	0.8%				1	1				1
Niagara	447,888	Niagara Regional Police Service	15	3.8%	1	1		8	2				2
Hamilton	536,917	Hamilton Police Service	18	4.5%		1		13		1			3
Durham	645,862	Durham Regional Police Service	14	3.6%				7	2	4			1
York	1,109,909	York Regional Police Service	9	2.3%	2	1		2	2		1		1
		OPP Aurora Detachment	1	0.3%				1					
Peel	1,381,739	Peel Regional Police Service	34	8.7%	4	2	3	16	1	5	1		2
		OPP Caledon Detachment	1	0.3%							1		
		OPP Port Credit Detachment	1	0.3%							1		
TOTAL SIU CENTRAL REGION			140	35.9% †	7	8	4	69	9	19	5	20	9
5,446,736 (% of Ontario's population = 40.5%)													

## 2020 – 2021 Annual Report

## 2020-21 SIU TORONTO AND EASTER REGION CASE BREAKDOWN BY COUNTY, POLICE SERVICE AND POPULATION

Transcribers Central Registry Clerk					FIREARM	FIREARM	FIREARM	CUSTODY	CUSTODY	VEHICULAR	VEHICULAR	SEXUAL	OTHER		
			TOTAL	% OF TOTAL	INJURIES	DEATHS	DISCHARGE	INJURIES	DEATHS	INJURIES	DEATHS	ASSAULT			
COUNTY	POP.*	POLICE SERVICE	CASES	CASES	AT PERSON								COMPLAINTS		
SIU TORONTO REGION															
Toronto	2,731,571	Toronto Police Service	72	18.5%	4	2	2	31	7	11	1	14			
		OPP Toronto Detachment	1	0.3%						1					
TOTAL SIU TORONTO REGION			2,731,571 *	(% of Ontario's population = 20.3%)	73	18.7%	4	2	2	31	7	12	1	14	0
SIU EASTERN REGION															
Lennox and Addington	42,888	OPP Lennox and Addington County Detachment	4	1.0%				4							
		OPP Loyalist Detachment	2	0.5%				2							
		OPP Napanee Detachment	1	0.3%							1				
Prescott and Russell	89,333	OPP Rockland Detachment	3	0.8%				1	1		1				
		OPP Russell County Detachment	1	0.3%				1							
Leeds and Grenville	100,546	Brockville Police Service	4	1.0%				2	1				1		
Stormont, Dundas and Glengarry †	113,429	Cornwall Community Police Service	2	0.5%									2		
		OPP Quinte West Detachment	6	1.5%				3			3				
Frontenac	150,475	OPP Frontenac Detachment	1	0.3%							1				
		Kingston Police Service	5	1.3%				4					1		
Ottawa	934,243	Ottawa Police Service	12	3.1%				6	3				2	1	
Kawartha Lakes	75,423	OPP The City of Kawartha Lakes Detachment	1	0.3%		1									
Northumberland	85,598	OPP Northumberland Detachment	1	0.3%								1			
Renfrew	102,394	OPP Renfrew Detachment	1	0.3%				1							
Peterborough	138,236	Peterborough Police Service	4	1.0%				3					1		
		OPP Peterborough County Detachment	2	0.5%				1			1				
TOTAL SIU EASTERN REGION			2,080,505 *	(% of Ontario's population = 15.5%)	54	13.8% †	0	1	0	32	5	7	1	7	1



## 2020 – 2021 Annual Report

## 2020-21 SIU NORTHERN REGION CASE BREAKDOWN BY COUNTY, POLICE SERVICE AND POPULATION

COUNTY	POP.*	POLICE SERVICE	TOTAL CASES	% OF TOTAL CASES	FIREARM	FIREARM	FIREARM	CUSTODY	CUSTODY	VEHICULAR	VEHICULAR	SEXUAL	OTHER		
					INJURIES	DEATHS	DISCHARGE	INJURIES	DEATHS	INJURIES	DEATHS	ASSAULT			
					AT PERSON								COMPLAINTS		
SIU NORTHERN REGION															
Parry Sound	42,824	OPP Almaguin Highlands Detachment	1	0.3%									1		
Muskoka†	60,599	OPP Bracebridge Detachment	5	1.3%		1		4							
		OPP Huntsville Detachment	1	0.3%				1							
Manitoulin	13,255	OPP Little Current	2	0.5%				1	1						
		OPP Gore Bay	1	0.3%		1									
Rainy River	20,110	OPP Atkinson Detachment	1	0.3%					1						
Timiskaming	32,251	OPP Temiskaming Detachment	2	0.5%		1		1							
Kenora †	65,533	OPP Dryden Detachment	1	0.3%					1						
		OPP Kenora Detachment	1	0.3%				1							
		OPP Red Lake Detachment	1	0.3%								1			
Nipissing †	83,150	North Bay Police Service	5	1.3%				3	2						
Cochrane †	79,682	OPP Moosonee Detachment	1	0.3%				1							
		Timmins Police Service	1	0.3%	1										
Algoma†	114,094	Sault Ste. Marie Police Service	6	1.5%				4	1			1			
		OPP East Algoma Detachment	2	0.5%				1				1			
		OPP Eilat Lake Detachment	1	0.3%					1						
		OPP Sault Ste. Marie Detachment	1	0.3%			1								
Thunder Bay†	146,048	Thunder Bay Police Service	7	1.8%				3	1	1			2		
		OPP Marathon Detachment	1	0.3%							1				
Greater Sudbury	161,647	Greater Sudbury Police Service	4	1.0%				3	1						
TOTAL SIU NORTHERN REGION		840,739 *	(% of Ontario's population = 6.3%)		45	11.5% †	1	3	1	23	9	2	0	6	0

# 2020 – 2021 Annual Report

## 2020-21 SIU WESTERN REGION CASE BREAKDOWN BY COUNTY, POLICE SERVICE AND POPULATION

COUNTY	POP.*	POLICE SERVICE	TOTAL CASES	% OF TOTAL CASES	FIREARM INJURIES	FIREARM DEATHS	FIREARM DISCHARGE AT PERSON	CUSTODY INJURIES	CUSTODY DEATHS	VEHICULAR INJURIES	VEHICULAR DEATHS	SEXUAL ASSAULT COMPLAINTS	OTHER
SIU WESTERN REGION													
Bruce	68,147	Saugeen Shores Police Service	2	0.5%									2
		OPP South Bruce Detachment	2	0.5%				1					1
Elgin	88,978	OPP Elgin County Detachment	2	0.5%					1		1		
		St. Thomas Police Service	3	0.8%				3					
Grey	93,830	West Grey Police Service	1	0.3%				1					
		Hanover Police Service	2	0.5%				2					
		OPP Grey County Detachment	1	0.3%				1					
Oxford	110,862	OPP Oxford Detachment	3	0.8%				2					1
		Woodstock Police Service	1	0.3%				1					
Chatham-Kent	102,042	Chatham-Kent Police Service	3	0.8%				1		1			1
Lambton	126,638	Samia Police Service	4	1.0%				1		1	1		1
		OPP Lambton Detachment	2	0.5%					1				1
Wellington	222,726	Guelph Police Service	8	2.1%				5					3
		OPP South Wellington Operations Centre - Rockwood	1	0.3%				1					
Essex	398,953	Windsor Police Service	7	1.8%				5			1		1
		OPP Essex Detachment	3	0.8%				3					
		OPP Leamington Detachment	2	0.5%				2					
		OPP Tecumseh Detachment	1	0.3%									1
Middlesex †	455,526	London Police Service	14	3.6%				8	2	2			2
		OPP Middlesex Detachment	1	0.3%				1					
		Strathroy-Caradoc Police Service	1	0.3%							1		
Waterloo	535,154	Waterloo Regional Police Service	9	2.3%				5		1			2
		OPP Cambridge Detachment	1	0.3%				1					1
Perth County	76,796	OPP Perth County Detachment	1	0.3%						1			
		Stratford Police Service	3	0.8%				2					
TOTAL SIU WESTERN REGION		2,338,949 * (% of Ontario's population = 17.4%)	78	20.0% †	0	0	0	46	4	9	1	16	2
TOTAL SIU REGIONS		13,448,494	390	100%	12	12	7	201	34	49	8	63	4

\* Information provided by 2016 Census Canada. Statistics Canada excludes First Nations data where enumeration was incomplete. For further information please refer to the Statistics Canada website. The total population for each region includes a population figure for counties in which no SIU cases took place, and therefore are not listed on the chart.

† Inconsistencies in total percentages are due to rounding.



Ontario  
Provincial  
Police

Police  
provinciale  
de l'Ontario



Municipal Policing Bureau  
Bureau des services policiers des municipalités

777 Memorial Ave.  
Orillia ON L3V 7V3

777, avenue Memorial  
Orillia ON L3V 7V3

Tel: 705 329-6140  
Fax: 705 330-4191

Tél: 705 329-6140  
Télé: 705 330-4191

File Reference:

612-20

September 30, 2021

Dear Mayor/Reeve/CAO/Treasurer,

Please find attached the OPP municipal policing 2022 Annual Billing Statement package.

This year's billing package includes a statement for the 2020 year-end reconciliation. The final cost adjustment calculated as a result of the 2020 annual reconciliation has been included as an adjustment to the amount being billed to the municipality during the 2022 calendar year.

Please note the COVID pandemic restrictions significantly reduced the requirements for court security and prisoner transportation (CSPT) during 2020. The majority of OPP-policed municipalities have 2020 reconciled CSPT costs which are less than the Ministry of the Solicitor General's 2020 CSPT grant program allocation. The OPP will be advising each municipality of the credit to be issued for the remainder of the 2021 CSPT grant, (net of any 2020 grant over-allocation), in a separate email to be sent by October 1, 2021. The Ministry of Solicitor General has not provided the OPP with information regarding the 2022 CSPT grant program to date. When this information becomes available we will advise municipalities via email.

The final reconciliation of the 2022 annual costs will be included in the 2024 Annual Billing Statement.

For more detailed information on the 2022 Annual Billing Statement package please refer to the resource material available on [opp.ca/billingmodel](http://opp.ca/billingmodel). Further, the Municipal Policing Bureau will be hosting a webinar information session in November. An email invitation will be forwarded to the municipality advising of the session date.

If you have questions about the Annual Billing Statement please email [OPP.MPB.Financial.Services.Unit@OPP.ca](mailto:OPP.MPB.Financial.Services.Unit@OPP.ca).

Yours truly,

Phil Whitton  
Superintendent  
Commander, Municipal Policing Bureau

DEC 07 2021

PSB  
10.1



## OPP 2022 Annual Billing Statement

### Melancthon Tp

Estimated costs for the period January 1 to December 31, 2022

Please refer to [www.opp.ca](http://www.opp.ca) for 2022 Municipal Policing Billing General Information summary for further details.

			<u>Cost per Property \$</u>	<u>Total Cost \$</u>
<b>Base Service</b>	<b>Property Counts</b>			
	Household	1,172		
	Commercial and Industrial	78		
	Total Properties	<u>1,250</u>	172.07	215,089
<b>Calls for Service</b>	(see summaries)			
	Total all municipalities	176,906,037		
	Municipal portion	0.0957%	135.50	169,373
<b>Overtime</b>	(see notes)		14.33	17,916
<b>Prisoner Transportation</b>	(per property cost)		1.71	2,138
<b>Accommodation/Cleaning Services</b>	(per property cost)		<u>4.83</u>	<u>6,038</u>
<b>Total 2022 Estimated Cost</b>			<u>328.44</u>	<u>410,554</u>
<b>2020 Year-End Adjustment</b>	(see summary)			9,220
<b>Grand Total Billing for 2022</b>				<u>419,774</u>
<b>2022 Monthly Billing Amount</b>				34,981

## OPP 2022 Annual Billing Statement

### Melancthon Tp

Estimated costs for the period January 1 to December 31, 2022

#### Notes to Annual Billing Statement

- 1) **Municipal Base Services and Calls for Service Costs** - The costs allocated to municipalities are determined based on the costs assigned to detachment staff performing municipal policing activities across the province. A statistical analysis of activity in detachments is used to determine the municipal policing workload allocation of all detachment-based staff as well as the allocation of the municipal workload between base services and calls for service activity. For 2022 billing purposes the allocation of the municipal workload in detachments has been calculated to be 51.3 % Base Services and 48.7 % Calls for Service. The total 2022 Base Services and Calls for Service cost calculation is detailed on the Base Services and Calls for Service Cost Summary included in the municipal billing package.
- 2) **Base Services** - The cost to each municipality is determined by the number of properties in the municipality and the standard province-wide average cost per property of \$172.07 estimated for 2022. The number of municipal properties is determined based on MPAC data. The calculation of the standard province-wide base cost per property is detailed on Base Services and Calls for Service Cost Summary included in the municipal billing package.
- 3) **Calls for Service** - The municipality's Calls for Service cost is a proportionate share of the total cost of municipal calls for service costs calculated for the province. A municipality's proportionate share of the costs is based on weighted time standards applied to the historical calls for service. The municipality's total weighted time is calculated as a percentage of the total of all municipalities.
- 4) **Overtime** - Municipalities are billed for overtime resulting from occurrences in their geographic area and a portion of overtime that is not linked specifically to a municipality, such as training. Municipalities are not charged for overtime identified as a provincial responsibility. The overtime activity for the calendar years 2017, 2018, 2019 and 2020 has been analyzed and averaged to estimate the 2022 costs. The costs incorporate the 2022 salary rates and a discount to reflect overtime paid as time in lieu. The overtime costs incurred in servicing detachments for shift shortages have been allocated on a per property basis based on straight time. Please be advised that these costs will be reconciled to actual 2022 hours and salary rates and included in the 2024 Annual Billing Statement.
- 5) **Court Security and Prisoner Transportation (CSPT)** - Municipalities with court security responsibilities in local courthouses are billed court security costs based on the cost of the staff required to provide designated court security activities. Prisoner transportation costs are charged to all municipalities based on the standard province-wide per property cost. The 2022 costs have been estimated based on the average of 2019 and 2020 activity levels. These costs will be reconciled to the actual cost of service required in 2022.

There was no information available about the status of 2022 Court Security Prisoner Transportation Grant Program at the time of the Annual Billing Statement preparation.

- 6) **Year-end Adjustment** - The 2020 adjustment accounts for the difference between the amount billed based on the estimated cost in the Annual Billing Statement and the reconciled cost in the Year-end Summary. The most significant year-end adjustments are resulting from the cost of actual versus estimated municipal requirements for overtime, contract enhancements and court security.

**OPP 2022 Estimated Base Services and Calls for Service Cost Summary**  
**Estimated Costs for the period January 1, 2022 to December 31, 2022**

Salaries and Benefits	Positions	Base	Total Base Services and Calls for Service		Base Services	Calls for Service
	FTE	%	\$/FTE	\$	\$	\$
<b>Uniform Members</b>	<b>Note 1</b>					
Inspector .....	25.67	100.0	165,275	4,242,606	4,242,606	-
Staff Sergeant-Detachment Commander .....	10.22	100.0	149,786	1,530,809	1,530,809	-
Staff Sergeant .....	34.26	100.0	139,615	4,783,200	4,783,200	-
Sergeant .....	219.83	51.3	125,157	27,513,174	14,125,173	13,388,001
Constable .....	1,662.49	51.3	106,938	177,782,764	91,275,557	86,507,207
Part-Time Constable .....	9.01	51.3	85,283	768,400	394,860	373,540
<b>Total Uniform Salaries</b>	<b>1,961.48</b>		-	<b>216,620,953</b>	<b>116,352,206</b>	<b>100,268,748</b>
Statutory Holiday Payout .....			4,030	7,868,939	4,177,554	3,691,385
Shift Premiums .....			1,076	2,034,976	1,044,780	990,197
Uniform Benefits - Inspector .....			28.75%	1,219,749	1,219,749	-
Uniform Benefits - Full-Time Salaries .....			31.51%	66,678,295	35,201,315	31,476,980
Uniform Benefits - Part-Time Salaries .....			15.15%	116,413	59,821	56,591
<b>Total Uniform Salaries &amp; Benefits</b>				<b>294,539,325</b>	<b>158,055,424</b>	<b>136,483,901</b>
<b>Detachment Civilian Members</b>	<b>Note 1</b>					
Detachment Administrative Clerk .....	173.94	51.3	66,976	11,649,837	5,980,973.12	5,668,864
Detachment Operations Clerk .....	1.81	51.3	63,711	115,316	59,251	56,065
Detachment Clerk - Typist .....	0.32	51.3	57,766	18,485	9,243	9,243
Court Officer - Administration .....	19.81	51.3	67,788	1,342,878	689,403	653,475
Crimestoppers Co-ordinator .....	0.80	51.3	63,385	50,708	25,988	24,720
<b>Total Detachment Civilian Salaries</b>	<b>196.68</b>			<b>13,177,224</b>	<b>6,764,857</b>	<b>6,412,367</b>
Civilian Benefits - Full-Time Salaries .....			32.17%	4,239,113	2,176,254	2,062,859
<b>Total Detachment Civilian Salaries &amp; Benefits</b>				<b>17,416,337</b>	<b>8,941,111</b>	<b>8,475,226</b>
<b>Support Costs - Salaries and Benefits</b>	<b>Note 2</b>					
Communication Operators .....			6,832	13,400,831	7,113,342	6,287,490
Prisoner Guards .....			2,016	3,954,344	2,099,019	1,855,325
Operational Support .....			5,154	10,109,468	5,366,242	4,743,226
RHQ Municipal Support .....			2,720	5,335,226	2,832,010	2,503,216
Telephone Support .....			119	233,416	123,900	109,516
Office Automation Support .....			673	1,320,076	700,714	619,362
Mobile and Portable Radio Support .....			312	614,793	326,293	288,500
<b>Total Support Staff Salaries and Benefits Costs</b>				<b>34,968,154</b>	<b>18,561,519</b>	<b>16,406,634</b>
<b>Total Salaries &amp; Benefits</b>				<b>346,923,815</b>	<b>185,558,055</b>	<b>161,365,761</b>
<b>Other Direct Operating Expenses</b>	<b>Note 2</b>					
Communication Centre .....			178	349,143	185,330	163,813
Operational Support .....			802	1,573,107	835,026	738,081
RHQ Municipal Support .....			118	231,455	122,859	108,595
Telephone .....			1,615	3,167,790	1,681,506	1,486,285
Mobile Radio Equipment Repairs & Maintenance .....			39	76,849	40,787	36,063
Office Automation - Uniform .....			2,545	4,991,967	2,649,803	2,342,164
Office Automation - Civilian .....			1,778	349,697	179,525	170,172
Vehicle Usage .....			8,750	17,162,950	9,110,325	8,052,625
Detachment Supplies & Equipment .....			456	894,435	474,778	419,657
Uniform & Equipment .....			2,178	4,291,727	2,277,774	2,013,953
Uniform & Equipment - Court Officer .....			920	18,225	9,356	8,869
<b>Total Other Direct Operating Expenses</b>				<b>33,107,345</b>	<b>17,567,069</b>	<b>15,540,276</b>
<b>Total 2022 Municipal Base Services and Calls for Service Cost</b>				<b>\$ 380,031,161</b>	<b>\$ 203,125,124</b>	<b>\$ 176,906,037</b>
<b>Total OPP-Policed Municipal Properties</b>					<b>1,180,469</b>	
<b>Base Services Cost per Property</b>					<b>\$ 172.07</b>	

**OPP 2022 Estimated Base Services and Calls for Service Cost Summary**  
**Estimated Costs for the period January 1, 2022 to December 31, 2022**

**Notes:**

Total Base Services and Calls for Service Costs are based on the cost of salary, benefit, support and other direct operating expenses for staff providing policing services to municipalities. Staff is measured in full-time equivalent (FTE) units and the costs per FTE are described in the notes below.

- 1) Full-time equivalents (FTEs) are based on average municipal detachment staffing levels for the years 2017 through 2020. Contract enhancements, court security, prisoner transportation and cleaning staff are excluded.

The equivalent of 91.56 FTEs with a cost of \$16,000,469 has been excluded from municipal costs to reflect the average municipal detachment FTEs required for provincially-mandated responsibilities eligible for Provincial Service Usage credit.

Salary rates are based on weighted average rates for municipal detachment staff by rank, level and classification. The 2022 salaries incorporate the 2022 general salary rate increases set in the 2019 to 2022 OPPA Uniform and Civilian Collective Agreements, (uniform staff - 1.85%, civilian staff - 1.0%). The benefit rates are based on the most recent rates set by the Treasury Board Secretariat, (2021-22). Statutory Holiday Payouts, Shift Premiums, and Benefit costs are subject to reconciliation.

FTEs have been apportioned between Base Services and Calls for Service costs based on the current ratio, 51.3% Base Services : 48.7% Calls for Service.

- 2) Support Staff Costs and Other Direct Operating Expenses for uniform FTEs are calculated on a per FTE basis as per rates set in the 2021 Municipal Policing Cost-Recovery Formula.

**OPP 2022 Calls for Service Billing Summary**  
**Melancthon Tp**  
**Estimated costs for the period January 1 to December 31, 2022**

Calls for Service Billing Workgroups	Calls for Service Count					2022 Average Time Standard	Total Weighted Time	% of Total Provincial Weighted Time	2022 Estimated Calls for Service Cost
	2017	2018	2019	2020	Four Year Average				
					A	B	C = A * B		
	Note 1						Note 2		Note 3
Drug Possession	-	1	-	-	0	7.0	2	0.0001%	178
Drugs	-	-	1	2	1	55.1	41	0.0024%	4,201
Operational	172	156	166	181	169	3.7	624	0.0359%	63,478
Operational 2	74	82	113	34	76	1.3	98	0.0057%	10,012
Other Criminal Code Violation	7	4	3	2	4	7.7	31	0.0018%	3,131
Property Crime Violations	37	45	30	44	39	6.5	254	0.0146%	25,773
Statutes & Acts	21	22	32	41	29	3.4	99	0.0057%	10,024
Traffic	81	96	107	77	90	3.5	316	0.0182%	32,114
Violent Criminal Code	9	15	10	16	13	16.1	201	0.0116%	20,461
<b>Total</b>	<b>401</b>	<b>421</b>	<b>462</b>	<b>397</b>	<b>420</b>		<b>1,666</b>	<b>0.0957%</b>	<b>\$169,373</b>
<b>Provincial Totals</b>	<b>Note 4</b>	<b>377,853</b>	<b>398,860</b>	<b>439,328</b>	<b>360,967</b>	<b>394,252</b>	<b>1,740,049</b>	<b>100.0%</b>	<b>\$176,906,037</b>

**Notes to Calls for Service Billing Summary**

- 1) Displayed without decimal places, exact numbers used in calculations
- 2) Displayed to four decimal places, nine decimal places used in calculations
- 3) Total costs rounded to zero decimals
- 4) Provincial Totals exclude data for both amalgamations (post 2018) and dissolutions



**This page intentionally left blank**

**OPP 2022 Calls for Service Details**  
**Melancthon Tp**  
**For the calendar years 2017 to 2020**

Calls for Service Billing Workgroups	Calls for Service Count				Four Year Average
	2017	2018	2019	2020	
<b>Grand Total</b>	<b>401</b>	<b>421</b>	<b>462</b>	<b>397</b>	<b>420.25</b>
Drug Possession	0	1	0	0	0.25
Possession - Cannabis	0	1	0	0	0.25
Drugs	0	0	1	2	0.75
Drug Operation - Commercial Grow Outdoor	0	0	1	0	0.25
Production - Other Controlled Drugs & Substances	0	0	0	1	0.25
Trafficking - Cocaine	0	0	0	1	0.25
Operational	172	156	166	181	168.75
Accident - non-MVC - Commercial	0	0	1	0	0.25
Accident - non-MVC - Industrial	0	1	1	0	0.50
Accident - non-MVC - Master Code	1	0	0	2	0.75
Accident - Non-MVC - Others	1	1	0	0	0.50
Accident - non-MVC - Residential	1	0	0	0	0.25
Alarm - Master Code	1	2	1	0	1.00
Alarm - Others	3	1	1	0	1.25
Animal - Bear Complaint	0	0	0	1	0.25
Animal - Bite	0	2	0	1	0.75
Animal - Dog Owners Liability Act	0	1	1	1	0.75
Animal - Injured	3	1	2	2	2.00
Animal - Master Code	2	3	4	2	2.75
Animal - Other	8	13	3	4	7.00
Animal - Rabid	0	1	0	0	0.25
Animal - Stray	7	4	4	2	4.25
Assist Fire Department	2	0	3	1	1.50
Assist Public	42	31	32	43	37.00
By-Law - Master Code	0	0	0	3	0.75
Dogs By-Law	0	0	1	0	0.25
Domestic Disturbance	22	12	15	18	16.75
Family Dispute	18	14	19	28	19.75
Fire - Building	4	4	3	5	4.00
Fire - Other	0	0	2	0	0.50
Fire - Vehicle	0	3	2	1	1.50
Firearms (Discharge) By-Law	1	1	0	1	0.75
Found - Bicycles	0	0	1	0	0.25
Found - License Plate	1	0	0	0	0.25
Found - Others	1	2	1	0	1.00
Found - Personal Accessories	1	1	0	0	0.50
Found Property - Master Code	0	1	3	4	2.00
Insecure Condition - Building	1	3	2	0	1.50
Insecure Condition - Master Code	0	0	1	1	0.50
Lost - License Plate	1	2	1	0	1.00
Lost - Machinery & Tools	1	0	0	0	0.25
Lost - Personal Accessories	1	2	0	0	0.75
Lost Property - Master Code	1	0	1	1	0.75
Medical Assistance - Other	1	0	1	0	0.50

**OPP 2022 Calls for Service Details**  
**Melancthon Tp**  
**For the calendar years 2017 to 2020**

Calls for Service Billing Workgroups	Calls for Service Count				Four Year Average
	2017	2018	2019	2020	
Missing Person 12 & older	3	0	5	1	2.25
Missing Person Located 12 & older	1	2	2	3	2.00
Neighbour Dispute	4	11	10	13	9.50
Noise By-Law	0	1	0	0	0.25
Noise Complaint - Animal	1	0	0	0	0.25
Noise Complaint - Master Code	1	0	1	2	1.00
Noise Complaint - Others	1	1	0	0	0.50
Noise Complaint - Residence	4	4	2	0	2.50
Noise Complaint - Vehicle	0	0	1	0	0.25
Other Municipal By-Laws	1	3	1	1	1.50
Phone - Master Code	0	2	2	0	1.00
Phone - Nuisance - No Charges Laid	1	0	0	1	0.50
Phone - Other - No Charges Laid	0	3	2	0	1.25
Sudden Death - Natural Causes	3	0	2	2	1.75
Sudden Death - Suicide	0	0	0	1	0.25
Suspicious Person	11	5	12	12	10.00
Suspicious vehicle	13	9	17	13	13.00
Traffic By-Law	0	2	0	0	0.50
Trouble with Youth	0	4	0	1	1.25
Unwanted Persons	2	0	0	5	1.75
Vehicle Recovered - All Terrain Vehicles	0	0	1	0	0.25
Vehicle Recovered - Automobile	1	2	0	2	1.25
Vehicle Recovered - Construction Vehicles	0	0	0	1	0.25
Vehicle Recovered - Other	0	0	0	1	0.25
Vehicle Recovered - Trucks	0	1	2	1	1.00
Operational 2	74	82	113	34	75.75
911 call - Dropped Cell	3	6	40	10	14.75
911 call / 911 hang up	36	46	42	7	32.75
911 hang up - Pocket Dial	4	5	14	0	5.75
False Alarm - Accidental Trip	4	2	4	0	2.50
False Alarm - Cancelled	1	1	2	0	1.00
False Alarm - Malfunction	4	3	2	0	2.25
False Alarm - Others	9	5	4	10	7.00
False Holdup Alarm - Accidental Trip	0	0	0	3	0.75
False Holdup Alarm - Malfunction	0	0	1	0	0.25
Keep the Peace	13	14	4	4	8.75
Other Criminal Code Violations	7	4	3	2	4.00
Animals - Kill or injure	1	0	0	0	0.25
Animals - Others	1	0	0	0	0.25
Bail Violations - Fail To Comply	0	1	1	1	0.75
Breach of Probation	2	0	0	0	0.50
Disturb the Peace	1	1	1	1	1.00
Offensive Weapons - Careless use of firearms	1	0	0	0	0.25
Offensive Weapons - Other Weapons Offences	0	0	1	0	0.25
Public Mischief - mislead peace officer	0	1	0	0	0.25

**OPP 2022 Calls for Service Details**  
**Melancthon Tp**  
**For the calendar years 2017 to 2020**

Calls for Service Billing Workgroups	Calls for Service Count				Four Year Average
	2017	2018	2019	2020	
Trespass at Night	1	1	0	0	0.50
Property Crime Violations	37	45	30	44	39.00
Arson - Auto	0	1	0	0	0.25
Break & Enter	4	5	6	10	6.25
Break & Enter - Firearms	1	0	0	0	0.25
Break & Enter - steal firearm from motor vehicle	1	0	0	0	0.25
Fraud - False Pretence Under \$5,000	1	1	0	0	0.50
Fraud - Forgery & Uttering	1	0	0	0	0.25
Fraud - Fraud through mails	1	0	0	0	0.25
Fraud - Money/property/security Over \$5,000	0	1	1	0	0.50
Fraud - Money/property/security Under \$5,000	1	2	4	1	2.00
Fraud - Other	1	1	3	0	1.25
Fraud - Steal/Forge/Poss./Use Credit Card	0	0	0	1	0.25
Fraud - Transportation	0	0	0	1	0.25
Interfere with lawful use, enjoyment of property	0	2	1	0	0.75
Mischief - Master Code	12	7	3	5	6.75
Possession of Stolen Goods over \$5,000	0	0	0	1	0.25
Property Damage	3	4	1	3	2.75
Theft from Motor Vehicles Under \$5,000	5	6	2	1	3.50
Theft of - All Terrain Vehicles	0	1	0	3	1.00
Theft of - Automobile	1	0	0	0	0.25
Theft of - Other Motor Vehicles	0	1	0	0	0.25
Theft of - Trucks	1	0	3	0	1.00
Theft of Motor Vehicle	1	3	1	2	1.75
Theft Over \$5,000 - Mining Product	0	0	0	1	0.25
Theft Over \$5,000 - Other Theft	0	1	1	1	0.75
Theft Over \$5,000 - Trailers	0	1	0	0	0.25
Theft Under \$5,000 - Bicycles	0	1	0	0	0.25
Theft Under \$5,000 - Construction Site	0	0	2	1	0.75
Theft Under \$5,000 - Gasoline Drive-off	0	1	0	1	0.50
Theft Under \$5,000 - Master Code	0	0	0	2	0.50
Theft Under \$5,000 - Other Theft	3	5	2	7	4.25
Theft Under \$5,000 - Trailers	0	0	0	3	0.75
Theft Under \$5,000 Shoplifting	0	1	0	0	0.25
Statutes & Acts	21	22	32	41	29.00
Landlord / Tenant	8	5	12	9	8.50
Mental Health Act	2	2	5	3	3.00
Mental Health Act - Attempt Suicide	4	1	2	3	2.50
Mental Health Act - No contact with Police	0	0	0	2	0.50
Mental Health Act - Placed on Form	2	3	4	4	3.25
Mental Health Act - Threat of Suicide	3	4	0	7	3.50
Mental Health Act - Voluntary Transport	1	2	2	1	1.50
Trespass To Property Act	1	5	7	11	6.00
Mental Health Act - Apprehension	0	0	0	1	0.25
Traffic	81	96	107	77	90.25

**OPP 2022 Calls for Service Details**  
**Melancthon Tp**  
**For the calendar years 2017 to 2020**

Calls for Service Billing Workgroups	Calls for Service Count				Four Year Average
	2017	2018	2019	2020	
MVC - Fatal (Motor Vehicle Collision)	0	1	2	0	0.75
MVC - Others (Motor Vehicle Collision)	2	1	3	1	1.75
MVC - Pers. Inj. Failed to Remain (Motor Vehicle Collision)	0	2	0	1	0.75
MVC - Personal Injury (Motor Vehicle Collision)	5	11	14	6	9.00
MVC - Prop. Dam. Failed to Remain (Motor Vehicle Collision)	2	6	2	2	3.00
MVC - Prop. Dam. Non Reportable (Motor Vehicle Collision)	22	22	28	20	23.00
MVC - Prop. Dam. Reportable (Motor Vehicle Collision)	49	51	55	45	50.00
MVC (Motor Vehicle Collision) - Master Code	1	2	3	2	2.00
<b>Violent Criminal Code</b>	<b>9</b>	<b>15</b>	<b>10</b>	<b>16</b>	<b>12.50</b>
Assault - Level 1	5	8	6	1	5.00
Assault With Weapon or Causing Bodily Harm - Level 2	0	2	3	4	2.25
Criminal Harassment	0	0	0	3	0.75
Criminal Negligence - Bodily Harm	0	0	0	1	0.25
Forcible confinement	1	0	0	0	0.25
Indecent / Harassing Communications	0	0	0	1	0.25
Mischief - Cause Danger to Life	0	0	0	1	0.25
Sexual Assault	3	3	1	2	2.25
Sexual Interference	0	0	0	1	0.25
Utter Threats - Master Code	0	1	0	1	0.50
Utter Threats to Person	0	1	0	1	0.50



## OPP 2020 Reconciled Year-End Summary

Melancthon Tp

Reconciled cost for the period January 1 to December 31, 2020

			<b>Cost per Property \$</b>	<b>Total Cost \$</b>
<b>Base Service</b>	<b>Property Counts</b>			
	Household	1,171		
	Commercial and Industrial	74		
	<b>Total Properties</b>	<b>1,245</b>	184.61	229,840
<b>Calls for Service</b>				
	Total all municipalities	164,063,561		
	Municipal portion	0.0917%	120.78	150,369
<b>Overtime</b>			18.55	23,097
<b>Prisoner Transportation</b>	(per property cost)		1.26	1,569
<b>Accommodation/Cleaning Services</b>	(per property cost)		4.84	6,026
<b>Total 2020 Reconciled Costs</b>			<b>330.04</b>	<b>410,900</b>
<b>2020 Billed Amount</b>				<b>401,680</b>
<b>2020 Year-End-Adjustment</b>				<b>9,220</b>

### Note

The Year-End Adjustment above is included as an adjustment on the 2022 Billing Statement.  
This amount is incorporated into the monthly invoice amount for 2022.

**This page intentionally left blank**



## Dufferin Ontario Provincial Police

### Township of Melancthon Police Services Board Report 07 December 2021

---

#### Detachment Commander's Report

---

It is my pleasure to provide this report to the Township of Melancthon Police Services Board. The Detachment Personnel are committed to providing a professional policing service that addresses identified community needs and concerns.

---

### THE PROMISE OF THE OPP

**OPP Vision** Safe Communities . . . A Secure Ontario.

**OPP Mission**

To serve our Province by protecting its citizens, upholding the law and preserving public safety.

**OPP Strategic Objectives**

***Our People - A healthy resilient OPP***

We will strive to support all members in achieving their professional and personal best.

***Our Work – A responsive and evolving OPP***

We will empower our members to ensure the best possible policing services are delivered to Ontarians.

***Our Communities – A collaborative and progressive OPP***

We will partner and build relationships with a shared vision for safety and wellbeing.

***Our Strategic Plan is vision focused - mission driven - values based.***

***Serving with pride, professionalism and honour; interacting with respect compassion and fairness; and leading with integrity, honesty and courage.***

**Police Services Board Report for Melancthon**  
**2021/Jul to 2021/Sep**

<b>Public Complaints</b>	
Policy	0
Service	0
Conduct	0

**Date information collected from Professional Standards Bureau Commander Reports:**

**Data Source**

Ontario Provincial Police, Professional Standards Bureau Commander Reports

- Includes all public policy, service and conduct complaints submitted to the Office of the Independent Police Review Director (OIPRD)

<b>Secondary Employment</b>

**Detachment:** 1N - DUFFERIN

**Location code(s):** 1N00 - DUFFERIN

**Area code(s):** 1005 - Melancthon (old association)

**Report Generated by:**  
Todhunter, Laura

**Report Generated on:**  
Nov 30, 2021 2:53:52 PM  
PP-CSC-Operational Planning-4300



## Calls For Service (CFS) Billing Summary Report

### Melancthon July to September - 2021

Billing Categories (Billing categories below do not match traditional crime groupings)		2021				2020			
		July to September	Year to Date	Time Standard	Year To Date Weighted Hours	July to September	Year to Date	Time Standard	Year To Date Weighted Hours
Violent Criminal Code	Sexual Assault	1	2	16.0	32.0	1	1	16.0	16.0
	Sexual Interference	0	0		0.0	0	1	16.0	16.0
	Assault With Weapon or Causing Bodily Harm-Level 2	1	3	16.0	48.0	1	3	16.0	48.0
	Assault-Level 1	2	4	16.0	64.0	0	1	16.0	16.0
	Criminal Harassment	1	1	16.0	16.0	2	3	16.0	48.0
	Indecent/Harassing Communications	0	0		0.0	1	1	16.0	16.0
	Utter Threats to Person	3	4	16.0	64.0	1	1	16.0	16.0
	Mischief - Cause Danager to Life	0	0		0.0	0	1	16.0	16.0
	<b>Total</b>	<b>8</b>	<b>14</b>	<b>16.0</b>	<b>224.0</b>	<b>6</b>	<b>12</b>	<b>16.0</b>	<b>192.0</b>
Property Crime Violations	Break & Enter	1	4	6.5	26.0	2	7	6.5	45.5
	Theft Over -master code	0	1	6.5	6.5	0	0		0.0
	Theft Over - Trailers	0	1	6.5	6.5	0	0		0.0
	Theft Over - Other Theft	0	1	6.5	6.5	1	1	6.5	6.5
	Theft Over - Mining Product	0	0		0.0	0	1	6.5	6.5
	Theft of Motor Vehicle	2	2	6.5	13.0	1	1	6.5	6.5
	Theft of - All Terrain Vehicles	0	0		0.0	2	3	6.5	19.5
	Theft of - Construction Vehicles	1	1	6.5	6.5	0	0		0.0
	Theft Under -master code	0	1	6.5	6.5	0	0		0.0
	Theft Under - Construction Site	0	0		0.0	0	1	6.5	6.5
	Theft under - Bicycles	0	1	6.5	6.5	0	0		0.0
	Theft under - Trailers	0	0		0.0	1	3	6.5	19.5
	Theft under - Other Theft	1	4	6.5	26.0	2	5	6.5	32.5
	Theft under - Boat (Vessel)	0	1	6.5	6.5	0	0		0.0
	Theft Under - Gasoline Drive-off	0	0		0.0	0	1	6.5	6.5
	Possession of Stolen Goods over \$5,000	0	1	6.5	6.5	1	1	6.5	6.5
	Possession of Stolen Goods under \$5,000	1	1	6.5	6.5	0	0		0.0
	Fraud -Master code	1	1	6.5	6.5	0	0		0.0





## Calls For Service (CFS) Billing Summary Report

### Melancthon July to September - 2021

Billing Categories (Billing categories below do not match traditional crime groupings)		2021				2020			
		July to September	Year to Date	Time Standard	Year To Date Weighted Hours	July to September	Year to Date	Time Standard	Year To Date Weighted Hours
Property Crime Violations	Fraud - Steal/Forge/Poss./ Use Credit Card	1	2	6.5	13.0	1	1	6.5	6.5
	Fraud - Fraud through mails	0	0		0.0	0	1	6.5	6.5
	Fraud -Money/ property/security > \$5,000	0	1	6.5	6.5	0	0		0.0
	Fraud -Money/ property/security <= \$5,000	0	1	6.5	6.5	0	0		0.0
	Fraud - Transportation	0	0		0.0	0	1	6.5	6.5
	Mischief - master code	0	4	6.5	26.0	2	3	6.5	19.5
	Property Damage	0	3	6.5	19.5	0	1	6.5	6.5
	<b>Total</b>	<b>8</b>	<b>31</b>	<b>6.5</b>	<b>201.5</b>	<b>13</b>	<b>31</b>	<b>6.5</b>	<b>201.5</b>
Other Criminal Code Violations (Excluding traffic)	Offensive Weapons-Possession of Weapons	0	1	7.8	7.8	0	0		0.0
	Bail Violations - Fail To Comply	0	0		0.0	0	1	7.8	7.8
	Disturb the Peace	0	2	7.8	15.6	1	1	7.8	7.8
	Utter Threats to Property / Animals	1	1	7.8	7.8	0	0		0.0
	Animals - Cruelty	0	1	7.8	7.8	0	0		0.0
	<b>Total</b>	<b>1</b>	<b>5</b>	<b>7.8</b>	<b>39.0</b>	<b>1</b>	<b>2</b>	<b>7.8</b>	<b>15.6</b>
Drug Possession	Possession û Opioid (other than heroin)	1	1	6.5	6.5	0	0		0.0
	<b>Total</b>	<b>1</b>	<b>1</b>	<b>6.5</b>	<b>6.5</b>	<b>0</b>	<b>0</b>		<b>0.0</b>
Drugs	Trafficking Cocaine	0	1	45.9	45.9	0	0		0.0
	Production - Other Controlled Drugs & Substances	0	0		0.0	1	1	45.9	45.9
	<b>Total</b>	<b>0</b>	<b>1</b>	<b>45.9</b>	<b>45.9</b>	<b>1</b>	<b>1</b>	<b>45.9</b>	<b>45.9</b>
Statutes & Acts	Landlord/Tenant	9	23	3.4	78.2	3	8	3.4	27.2
	Mental Health Act	2	8	3.4	27.2	1	3	3.4	10.2
	Mental Health Act - Attempt Suicide	0	0		0.0	0	1	3.4	3.4
	Mental Health Act - Threat of Suicide	2	3	3.4	10.2	2	4	3.4	13.6
	Mental Health Act - Voluntary Transport	0	0		0.0	0	1	3.4	3.4
	Mental Health Act - Placed on Form	0	2	3.4	6.8	1	2	3.4	6.8
	Mental Health Act - Apprehension	3	6	3.4	20.4	0	0		0.0



## Calls For Service (CFS) Billing Summary Report

### Melancthon July to September - 2021

Billing Categories <i>(Billing categories below do not match traditional crime groupings)</i>		2021				2020			
		July to September	Year to Date	Time Standard	Year To Date Weighted Hours	July to September	Year to Date	Time Standard	Year To Date Weighted Hours
Statutes & Acts	Trespass To Property Act	0	10	3.4	34.0	3	9	3.4	30.6
	<b>Total</b>	<b>16</b>	<b>52</b>	<b>3.4</b>	<b>176.8</b>	<b>10</b>	<b>28</b>	<b>3.4</b>	<b>95.2</b>
Operational	Animal -Master code	0	0		0.0	1	2	3.6	7.2
	Animal - Bear Complaint	0	0		0.0	1	1	3.6	3.6
	Animal Stray	4	4	3.6	14.4	0	2	3.6	7.2
	Animal Injured	0	0		0.0	1	2	3.6	7.2
	Animal - Other	0	1	3.6	3.6	0	3	3.6	10.8
	Animal - Dog Owners Liability Act	0	0		0.0	1	1	3.6	3.6
	Domestic Disturbance	9	19	3.6	68.4	4	11	3.6	39.6
	Suspicious Person	5	10	3.6	36.0	2	9	3.6	32.4
	Phone -Nuisance - No Charges Laid	0	2	3.6	7.2	0	1	3.6	3.6
	Fire - Building	2	5	3.6	18.0	1	5	3.6	18.0
	Fire - Other	0	1	3.6	3.6	0	0		0.0
	Insecure Condition - Master code	0	0		0.0	0	1	3.6	3.6
	Missing Person 12 & older	0	1	3.6	3.6	0	0		0.0
	Missing Person Located 12 & older	1	1	3.6	3.6	1	2	3.6	7.2
	Noise Complaint - Master code	2	2	3.6	7.2	1	2	3.6	7.2
	Noise Complaint - Animal	1	1	3.6	3.6	0	0		0.0
	Accident - non-MVC -Master code	1	1	3.6	3.6	1	2	3.6	7.2
	Found Property - Master code	0	1	3.6	3.6	1	4	3.6	14.4
	Lost Property - Master code	2	2	3.6	7.2	0	1	3.6	3.6
	Sudden Death - Suicide	0	0		0.0	0	1	3.6	3.6
	Sudden Death - Natural Causes	1	1	3.6	3.6	1	2	3.6	7.2
	Sudden Death - Others	0	1	3.6	3.6	0	0		0.0
	Suspicious Vehicle	4	10	3.6	36.0	2	10	3.6	36.0
	Trouble with Youth	0	0		0.0	1	1	3.6	3.6
	Vehicle Recovered - Automobile	0	2	3.6	7.2	1	2	3.6	7.2
	Vehicle Recovered - Trucks	0	0		0.0	1	1	3.6	3.6



## Calls For Service (CFS) Billing Summary Report

**Melancthon**  
**July to September - 2021**

Billing Categories (Billing categories below do not match traditional crime groupings)		2021				2020			
		July to September	Year to Date	Time Standard	Year To Date Weighted Hours	July to September	Year to Date	Time Standard	Year To Date Weighted Hours
Operational	Vehicle Recovered - Constr. Vehicle	0	1	3.6	3.6	0	1	3.6	3.6
	Vehicle Recovered - Other	0	1	3.6	3.6	1	1	3.6	3.6
	Unwanted Persons	1	2	3.6	7.2	1	5	3.6	18.0
	Neighbour Dispute	3	17	3.6	61.2	8	10	3.6	36.0
	By-Law -Master code	0	0		0.0	1	3	3.6	10.8
	Firearms (Discharge) By-Law	0	0		0.0	0	1	3.6	3.6
	Other Municipal By-Laws	1	2	3.6	7.2	0	1	3.6	3.6
	Assist Fire Department	1	3	3.6	10.8	1	1	3.6	3.6
	Assist Public	13	56	3.6	201.6	14	30	3.6	108.0
	Family Dispute	1	8	3.6	28.8	10	23	3.6	82.8
<b>Total</b>		<b>52</b>	<b>155</b>	<b>3.6</b>	<b>558.0</b>	<b>57</b>	<b>142</b>	<b>3.6</b>	<b>511.2</b>
Operational2	False Holdup Alarm-Accidental Trip	0	0		0.0	0	2	1.3	2.6
	False Alarm -Others	5	11	1.3	14.3	1	6	1.3	7.8
	Keep the Peace	4	14	1.3	18.2	2	3	1.3	3.9
	911 call / 911 hang up	2	10	1.3	13.0	4	6	1.3	7.8
	911 call - Dropped Cell	6	11	1.3	14.3	2	9	1.3	11.7
	<b>Total</b>	<b>17</b>	<b>46</b>	<b>1.3</b>	<b>59.8</b>	<b>9</b>	<b>26</b>	<b>1.3</b>	<b>33.8</b>
Traffic	MVC (MOTOR VEHICLE COLLISION) -Master code	3	3	3.4	10.2	0	2	3.4	6.8
	MVC - Personal Injury (MOTOR VEHICLE COLLISION)	2	6	3.4	20.4	5	5	3.4	17.0
	MVC - Prop. Dam. Non Reportable	1	16	3.4	54.4	3	11	3.4	37.4
	MVC - Prop. Dam. Reportable (MOTOR VEHICLE COLLISION)	9	47	3.4	159.8	10	29	3.4	98.6
	MVC - Prop. Dam. Failed to Remain (MOTOR VEHICLE COLLISION)	1	1	3.4	3.4	1	1	3.4	3.4
	MVC - Pers. Inj. Failed To Remain (MOTOR VEHICLE COLLISION)	0	0		0.0	1	1	3.4	3.4





## Calls For Service (CFS) Billing Summary Report

### Melancthon July to September - 2021

Billing Categories (Billing categories below do not match traditional crime groupings)		2021				2020			
		July to September	Year to Date	Time Standard	Year To Date Weighted Hours	July to September	Year to Date	Time Standard	Year To Date Weighted Hours
Traffic	MVC - Others (MOTOR VEHICLE COLLISION)	0	0		0.0	0	1	3.4	3.4
	<b>Total</b>	16	73	3.4	248.2	20	50	3.4	170.0
<b>Total</b>		119	378		1,559.7	117	292		1,265.2

#### Note to Detachment Commanders:

- The content of each report is to be shared by the Detachment Commander only with the municipality for which it was generated. The municipality may treat this as a public document and distribute it as they wish.
- All data is sourced from the Niche RMS application. Included are 'reported' occurrences (actuals and unfounded occurrences) for 'billable' occurrences ONLY. Data is refreshed on a weekly basis.
- The Traffic category includes motor vehicle collision (MVC) occurrences entered into Niche (UCR code 8521). MVCs are NOT sourced from the eCRS application for this report.
- Only the primary violation is counted within an occurrence.
- Time standards displayed are for the 2021 billing period.

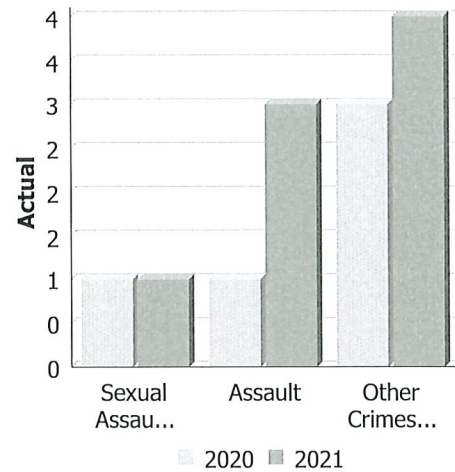
#### Note to Municipalities:

- Data contained within this report is dynamic in nature and numbers will change over time as the Ontario Provincial Police continues to investigate and solve crime.
- This report is NOT to be used for crime trend analysis as not all occurrences are included.
- Data groupings within this report do not match traditional crime groupings seen in other public reports such as the OPP Police Services Board reports or Statistics Canada reporting.

**Police Services Board Report for Melancthon**  
**Records Management System**  
**July to September - 2021**

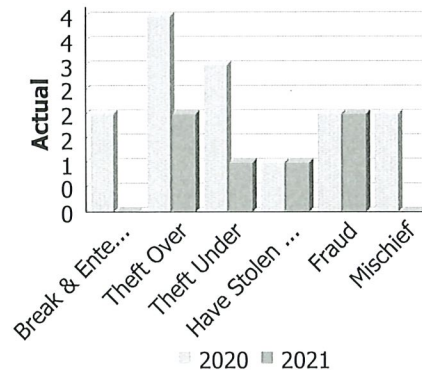
**Violent Crime**

Actual	July to September			Year to Date - September		
	2020	2021	% Change	2020	2021	% Change
Murder	0	0	--	0	0	--
Other Offences Causing Death	0	0	--	0	0	--
Attempted Murder	0	0	--	0	0	--
Sexual Assault	1	1	0.0%	2	2	0.0%
Assault	1	3	200.0%	4	7	75.0%
Abduction	0	0	--	0	0	--
Robbery	0	0	--	0	0	--
Other Crimes Against a Person	3	4	33.3%	5	5	0.0%
<b>Total</b>	<b>5</b>	<b>8</b>	<b>60.0%</b>	<b>11</b>	<b>14</b>	<b>27.3%</b>



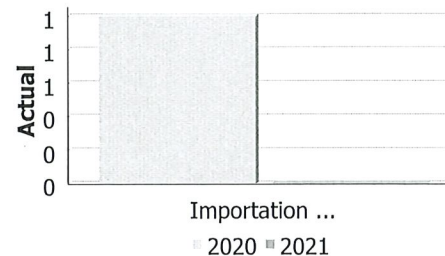
**Property Crime**

Actual	July to September			Year to Date - September		
	2020	2021	% Change	2020	2021	% Change
Arson	0	0	--	0	0	--
Break & Enter	2	0	-100.0%	7	3	-57.1%
Theft Over	4	2	-50.0%	6	5	-16.7%
Theft Under	3	1	-66.7%	10	7	-30.0%
Have Stolen Goods	1	1	0.0%	1	2	100.0%
Fraud	2	2	0.0%	4	5	25.0%
Mischief	2	0	-100.0%	3	4	33.3%
<b>Total</b>	<b>14</b>	<b>6</b>	<b>-57.1%</b>	<b>31</b>	<b>26</b>	<b>-16.1%</b>



**Drug Crime**

Actual	July to September			Year to Date - September		
	2020	2021	% Change	2020	2021	% Change
Possession	0	0	--	0	0	--
Trafficking	0	0	--	0	1	--
Importation and Production	1	0	-100.0%	1	0	-100.0%
<b>Total</b>	<b>1</b>	<b>0</b>	<b>-100.0%</b>	<b>1</b>	<b>1</b>	<b>0.0%</b>



**Detachment:** 1N - DUFFERIN

**Location code(s):** 1N00 - DUFFERIN

**Area code(s):** 1005 - Melancthon

**Data source date:**

2021/11/27

**Report Generated by:**

Todhunter, Laura

**Report Generated on:**

Nov 30, 2021 2:56:16 PM

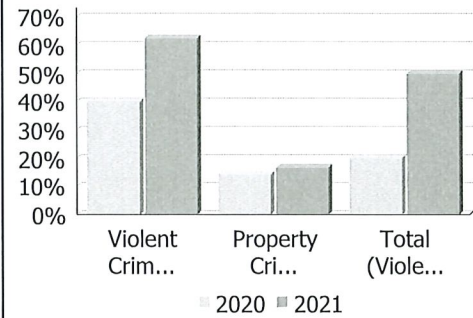
PP-CSC-Operational Planning-4300



**Police Services Board Report for Melancthon**  
**Records Management System**  
**July to September - 2021**

**Clearance Rate**

Clearance Rate	July to September			Year to Date - September		
	2020	2021	Difference	2020	2021	Difference
Violent Crime	40.0%	62.5%	22.5%	72.7%	78.6%	5.8%
Property Crime	14.3%	16.7%	2.4%	9.7%	26.9%	17.2%
Drug Crime	0.0%	--	--	0.0%	100.0%	100.0%
<b>Total (Violent, Property &amp; Drug)</b>	<b>20.0%</b>	<b>50.0%</b>	<b>30.0%</b>	<b>33.3%</b>	<b>52.2%</b>	<b>18.8%</b>



Data contained within this report is dynamic in nature and numbers will change over time as the Ontario Provincial Police continue to investigate and solve crime.

**Data Utilized**

- Major Crimes
- Niche RMS All Offence Level Business Intelligence Cube

**Detachment:** 1N - DUFFERIN

**Location code(s):** 1N00 - DUFFERIN

**Area code(s):** 1005 - Melancthon

**Data source date:**

2021/11/27

**Report Generated by:**

Todhunter, Laura

**Report Generated on:**

Nov 30, 2021 2:56:16 PM

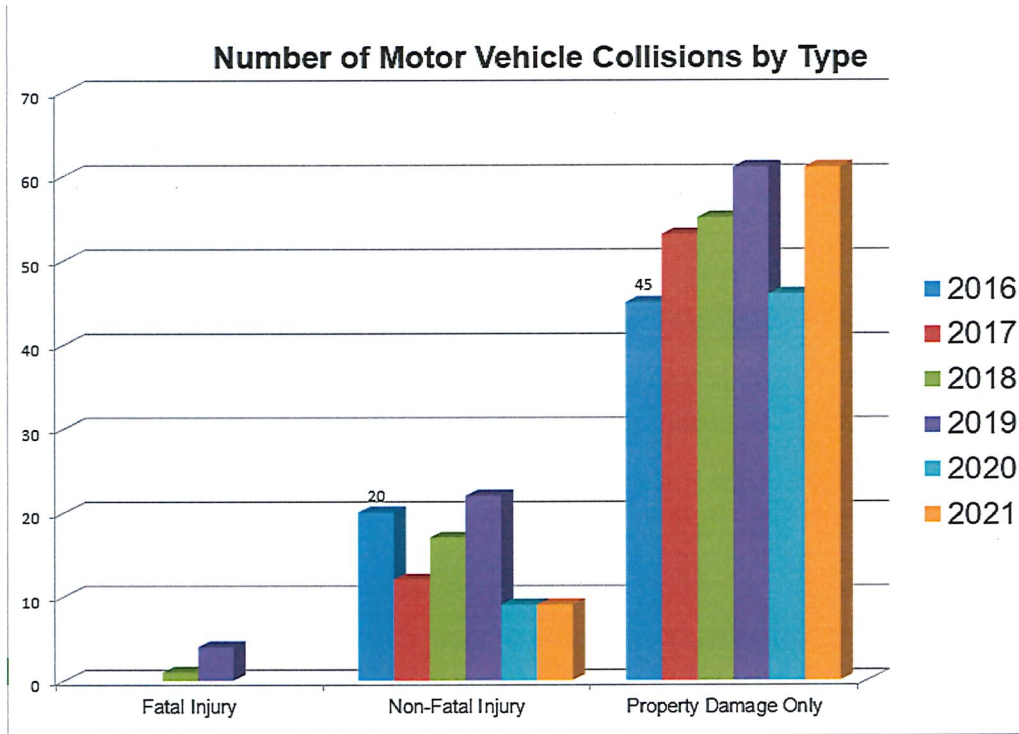
PP-CSC-Operational Planning-4300

Updated : Wednesday, October 13, 2021 - Current Period : 1999/12/31

**1N - DUFFERIN 2021 Q 3** All Offence Hours of Day All Offence Days of Week All Offence Months All Coverage Types **CC\_Provincial Statutes** All Offence Act Part Types All Courts All Badges All License Plate Location All Offender Gender All Offender Age Group All Date Added All Prior Offence Date MEASURES

Offence Count as values		HTA	CC-Traffic (Revised)	CC-Non-Traffic (Revised)	LLA	Other	CC_Provincial Statutes
2021/Jul	July	674	11	55	14	70	824
	All Offence Months	674	11	55	14	70	824
2021/Aug	August	824	15	44	5	119	1,007
	All Offence Months	824	15	44	5	119	1,007
2021/Sep	September	485	10	22	2	52	571
	All Offence Months	485	10	22	2	52	571
2021 Q 3		1,983	36	121	21	241	2,402

Zero suppression rows and columns. Suppression options applied: zero values, division by zero, missing values, overflow values.



**Date**

2018
2019
2020

**Quarter**

Q1
Q2
Q3
Q4

**Jurisdiction**

MELANCTHON TWP
MONO
MULMUR TWP
ORANGEVILLE
SHELBURNE
SOUTHGATE TWP
WELLINGTON NOR...

**Incident Type**

Fatal Injury
Non-Fatal Injury
Other
Property Damage Only
(blank)

Jurisdiction: MELANCTHON TWP  
 Quarter: (Multiple Items)

Count of Incident Type		Column Labels					
Row Labels	2016	2017	2018	2019	2020	2021	Grand Total
Fatal Injury			1	4			5
Non-Fatal Injury	20	12	17	22	9	9	89
Property Damage Only	45	53	55	61	46	61	321
Grand Total	65	65	73	87	55	70	415



Tuesday, November 30, 2021

## Traffic File Control Register

**Report Period: 01-JUL-2021 thru 30-SEP-2021**

**Report Criteria -->** Detachment Code starting with {1n00} Report Type equals {\*} Incident Type equals {\*}

Status	Incident Date	Incident Time	Self-Reported	Location	Jurisdiction	RdHwy Intersection	Incident Type	Primary Cause	Report Type
C	08-Jul-21	8:08	No	COUNTY ROAD 17	MELANCTHON TWP	5TH LINE	Only	Speed -- excessive	Vehicle
C	10-Jul-21	12:41	No	COUNTY ROAD 17	MELANCTHON TWP		Non-Fatal Injury	Speed -- excessive	Vehicle
C	23-Jul-21	5:30	No	10 10	MELANCTHON TWP	COUNTY ROAD 17	Only	Domestic	Vehicle
C	02-Aug-21	2:32	No	COUNTY ROAD 124	MELANCTHON TWP	5 SIDEROAD	Only	Domestic	Vehicle
C	02-Aug-21	19:30	No	5TH LINE	MELANCTHON TWP	280 SIDEROAD	Non-Fatal Injury	Inattentive driver	Vehicle
C	14-Aug-21	8:15	No	2ND LINE	MELANCTHON TWP	COUNTY ROAD 17	Only	Speed -- excessive	Vehicle
C	15-Aug-21	18:47	No	8TH LINE	MELANCTHON TWP		Only	Speed -- excessive	Vehicle
C	15-Aug-21	17:20	No	COUNTY ROAD 124	MELANCTHON TWP	30 SIDEROAD	Only	Improper turn	Vehicle
C	24-Aug-21	15:00	No	4TH LINE	MELANCTHON TWP		Non-Fatal Injury	Inattentive driver	Vehicle
C	30-Aug-21	4:15	No	COUNTY ROAD 9	MELANCTHON TWP	6TH LINE	Only	Domestic	Vehicle
C	06-Sep-21	11:36	No	89 89	MELANCTHON TWP	2ND LINE	Only	Inattentive driver	Vehicle
C	06-Sep-21	13:19	No	2ND LINE	MELANCTHON TWP	COUNTY ROAD 17	Only	way	Vehicle
C	14-Sep-21	7:35	No	COUNTY ROAD 124	MELANCTHON TWP	county road 17	Only	Improper turn	Vehicle
C	17-Sep-21	23:16	No	10 10	MELANCTHON TWP		Non-Fatal Injury	Alcohol	Vehicle
C	19-Sep-21	13:55	No	COUNTY ROAD 124	MELANCTHON TWP		Only	Following too closely	Vehicle
C	19-Sep-21	19:30	No	89 COUNTY ROAD 17	MELANCTHON TWP	89	Only	Following too closely	Vehicle
C	21-Sep-21	19:45	No	COUNTY ROAD 17	MELANCTHON TWP		Only	conditions	Vehicle

### Part 3 Yearly Summary by Municipality

MELANCTHON	2020	2021
Jan	5	9
Feb	3	10
Mar	4	2
Apr	1	10
May	2	8
June	0	1
July	7	10
Aug	1	14
Sept	3	3
Oct	6	
Nov	4	
Dec	1	
Total	37	67

### Part 1 Yearly Summary by Municipality

MELANCTHON	2020	2021
Jan	24	33
Feb	12	42
Mar	21	100
Apr	2	140
May	18	113
June	39	62
July	44	47
Aug	33	75
Sept	22	45
Oct	19	
Nov	14	
Dec	6	
Total	254	657

## False Alarms Melancthon

	Type	Time	Score	Notes
1)	Alarm	2021-07-03 0:51		476512 3RD LINE, MELANCTHON TWP, ON Canada LON 1S7 Postal box: BOX 313 Postal dist: SHELBURNE
2)	Alarm	2021-08-02 15:21		517641 COUNTY ROAD 124, Apt. MELANCTHON TWP, ON Canada (APARTMENT ABOVE RACKS UNLIMITED)
3)	Alarm	2021-08-07 18:22		517641 COUNTY ROAD 124, Apt. MELANCTHON TWP, ON Canada (APARTMENT ABOVE RACKS UNLIMITED)
4)	Alarm	2021-08-26 17:41		517641 COUNTY ROAD 124, Apt. MELANCTHON TWP, ON Canada (APARTMENT ABOVE RACKS UNLIMITED)
5)	Alarm	2021-09-30 20:26		157101 10 HY, MELANCTHON TWP, ON Canada